

Flooring Profiles

Aluminium, Brass & Stainless Steel



Our Finishes

A selection of CAT flooring profiles are available with unique finishes.

For information on the availability of a finish on a particular product please refer to the relevant product page in this catalogue. Should you require further assistance, please contact the CAT sales office.

Finishes depicted in this catalogue are representative only and are subject to print interpretation. For accurate referencing, please request a sample from the CAT sales office.

In 1999 we pioneered special finishes on brass thresholds in antique and chrome finishes and in 2016, developed our **DESIGNER HOME COLLECTION**® range of special finishes on aluminium profiles, for the residential and light commercial market.

We are constantly developing our range and finishes to provide our customers with a byword at CAT, Choice.

Brass Finishes

Antique Brass and Antique Bronze finishes are a chemically applied process to Brass products and are hand finished with a variance from batch to batch. Antique Finishes are designed to create an aged, unpolished effect.



Mill Brass Polished Brass Satin Brass Antique Brass Antique Bronze

Aluminium Finishes



Mill Aluminium Polished Aluminium Satin Aluminium Black Anodised Champagne Bronze Light Bronze

DESIGNER HOME COLLECTION

Available on Feline A/9/2, Feline A/10, Feline A/12Z, AR3, AR6, AR8/2, AR10, ANF, AC38, Kliks Slim Twin Top & Ramp Top, Feline AT25, Feline AT25/6, AN20/3, AN21/3 and AN20R/3.



Bright Designer Satin Brushed Brass Brushed Stainless Light Bronze Pewter Bronze Onyx Black

DESIGNER HOME COLLECTION® finishes are anodised finishes and shades can vary from batch to batch.

Chrome Plated Finishes on Brass

Plated finishes are not solid metals and consideration should be given when selection takes place as to the suitability of the product in the installation.



Chrome Satin Chrome

Stainless Steel Finishes



Mill Stainless Steel Bright/Polished Stainless Steel Brushed/Satin Stainless Steel

DESIGNER

HOME COLLECTION ↑

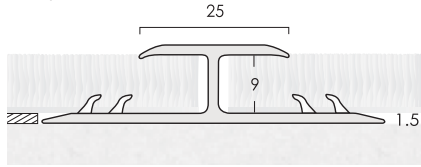
Aluminium Profiles



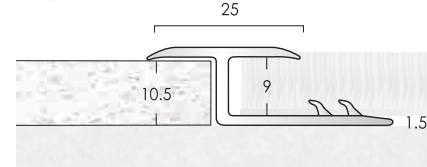
DESIGNER
HOME COLLECTION

Quick Reference Guide

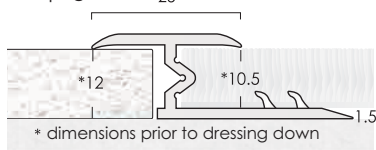
FELINE A/9/2 DHC
See page 16



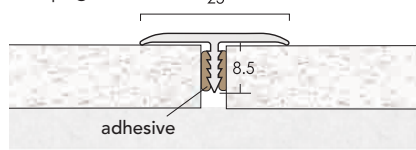
FELINE A/10 DHC
See page 16



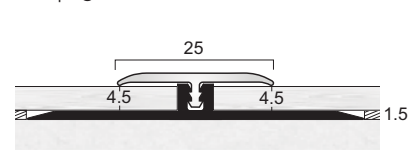
FELINE A/12Z DHC
See page 16



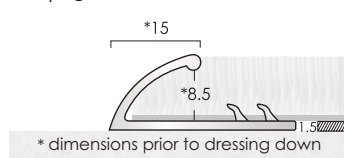
FELINE AT25 DHC
See page 16



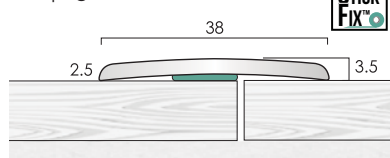
FELINE AT25/6 DHC
See page 16



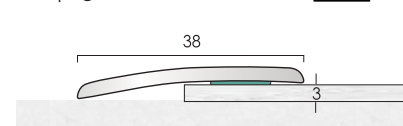
ANF DHC
See page 16



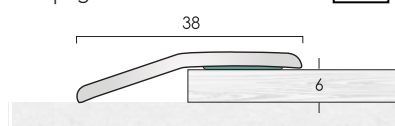
AC38 DHC SF
See page 16



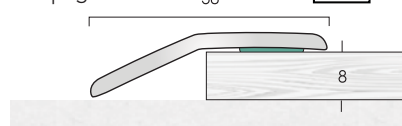
AR3 DHC
See page 16



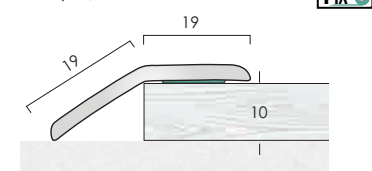
AR6 DHC
See page 16



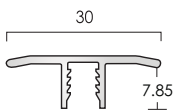
AR8/2 DHC
See page 16



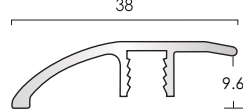
AR10 DHC
See page 16



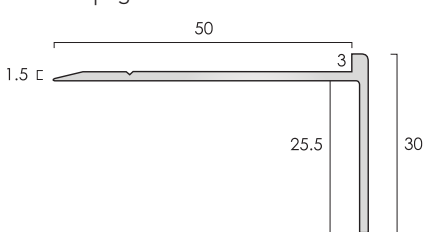
KLIK SLIM TWIN TOP
See page 16



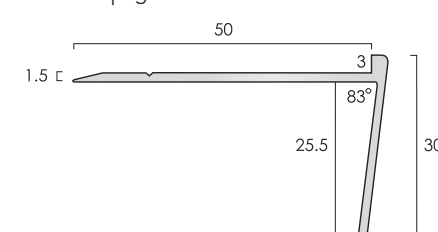
KLIK SLIM RAMP TOP
See page 16



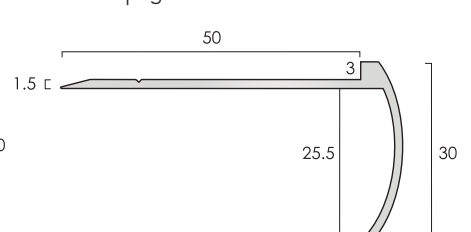
AN20/3 DHC
See page 16



AN20R/3 DHC
See page 16



AN21/3 DHC
See page 16



Finishes	LRV
Bright	81.95
Designer Satin	65.30
Brushed Brass	51.90
Brushed Stainless	41.45
Light Bronze	27.25
Pewter	10.75
Bronze	10.10
Onyx Black	5.20

Please refer to individual product page for finish availability.

Profiles shown approximately 75% scale. Finishes shown for representation only. Designer Home Collection finishes are anodised finishes and shades can vary from batch to batch.



DESIGNER
HOME COLLECTION

FELINE® Twin Top Flooring Profiles

Feline trims are designed with a smooth, attractive, high-quality surface finish.

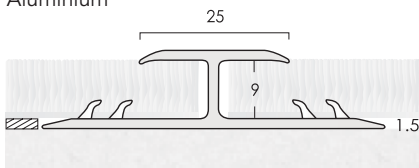
Feline A/9/2 - Joining profile for carpet to carpet.

Feline A/10 & Feline A/12Z - Joining profiles for carpet to hard floors including stone and timber.

Trim heights can be increased with the use of a suitable packer.

FELINE A/9/2 DHC

Aluminium

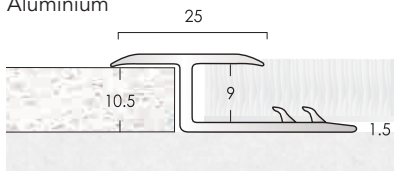


Twin base profile for carpet to carpet installations.



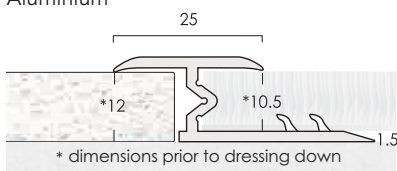
FELINE A/10 DHC

Aluminium



FELINE A/12Z DHC

Aluminium



Collapsible centre leg to accommodate minor differences in floor levels.

FELINE A/9/2 DHC

Finishes Available	Stock Length	Length/ Tube
Brushed Stainless	0.900m	6
	2.715m	6
Bright	0.900m	6
	2.715m	6
Bronze	0.900m	6
	2.715m	6
Light Bronze	0.900m	6
	2.715m	6
Pewter	0.900m	6
	2.715m	6
Onyx Black	0.900m	6
	2.715m	6
Designer Satin	0.900m	6
	2.715m	6
Brushed Brass	0.900m	6
	2.715m	6

FELINE A/10 DHC & FELINE A/12Z DHC

Finishes Available	Stock Length	Length/ Tube
Brushed Stainless	0.900m	6
	2.715m	6
Bright	0.900m	6
	2.715m	6
Bronze	0.900m	6
	2.715m	6
Light Bronze	0.900m	6
	2.715m	6
Pewter	0.900m	6
	2.715m	6
Onyx Black	0.900m	6
	2.715m	6
Designer Satin	0.900m	6
	2.715m	6
Brushed Brass	0.900m	6
	2.715m	6

DHC Designer Finishes



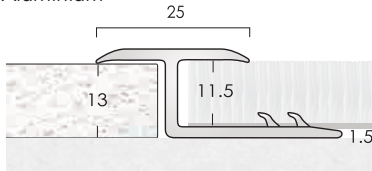
Designer Home Collection finishes are anodised finishes and shades can vary from batch to batch.



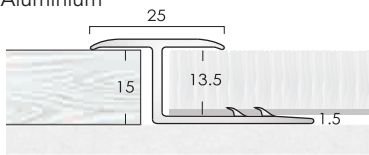
Samples Available
Fixings not supplied

**FELINE A/13**

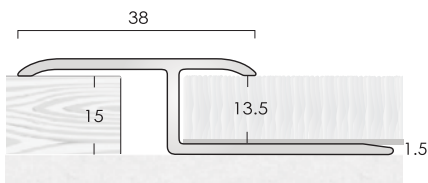
Aluminium

**FELINE A25/15**

Aluminium

**FELINE A/15**

Aluminium



FELINE® Twin Top - Single Leg Flooring Profiles

Feline trims are designed with a smooth, attractive, high-quality surface finish.

Feline A/13, Feline A25/15 & Feline A/15 - Joining profiles for carpet to hard floors including stone and timber.


Feline A/15 has a wide top suitable for accommodating expansion. Trim heights can be increased with the use of a suitable packer.

FELINE A/13 & FELINE A25/15

Finishes Available	Stock Length	Length/Tube
Polished Aluminium	0.900m	6
	2.715m	6
Satin Aluminium	0.900m	6
	2.715m	6

FELINE A/15

Finishes Available	Stock Length	Length/Tube
Polished Aluminium	2.715m	6
Satin Aluminium	2.715m	6

**Finishes**

Polished Aluminium Satin Aluminium



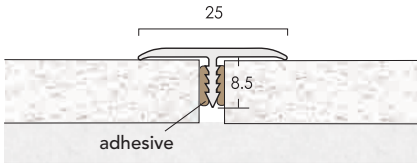
Samples Available

Fixings not supplied

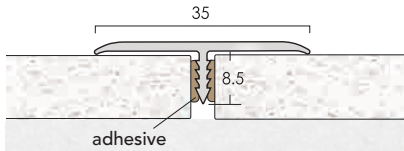


FELINE AT25 DHC
Aluminium

DESIGNER
HOME COLLECTION ↑

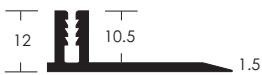


FELINE AT35
Aluminium

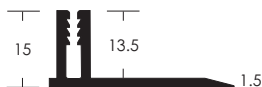


Feline AT25 and AT35 flooring profiles can be used with uPVC base, if preferred:

T BASE 12 uPVC - adhesive fixing



T BASE 15 uPVC - adhesive fixing



FELINE® T Flooring Profiles

Feline trims are designed with a smooth, attractive, high-quality surface finish.

T profile to protect the edge of hard floors.

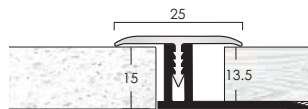
Can be used alone or with a base section.

FELINE AT25 DHC

Finishes Available	Stock Length	Length/Tube
Brushed Stainless	0.900m	6
	2.715m	6
Bright	0.900m	6
	2.715m	6
Bronze	0.900m	6
	2.715m	6
Light Bronze	0.900m	6
	2.715m	6
Pewter	0.900m	6
	2.715m	6
Onyx Black	0.900m	6
	2.715m	6
Designer Satin	0.900m	6
	2.715m	6
Brushed Brass	0.900m	6
	2.715m	6

FELINE AT35

Finishes Available	Stock Length	Length/Tube
Satin Aluminium	2.715m	6
Brushed Stainless	2.715m	6




T BASE 12

Colour	Stock Length	Length/Tube
Black uPVC	2.715m	6

T BASE 15


Colour	Stock Length	Length/Tube
Black uPVC	2.715m	6

Feline AT25 DHC Designer Finishes



Brushed Stainless Bright Bronze Light Bronze Pewter Onyx Black Designer Satin Brushed Brass

Feline AT35 - Standard Finishes



Satin Aluminium Brushed Stainless

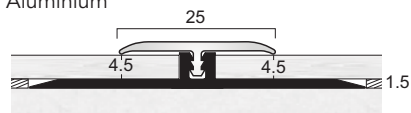


Samples Available
Fixings not supplied

Designer Home Collection finishes are anodised finishes and shades can vary from batch to batch.

**FELINE AT25/6 DHC**

Aluminium



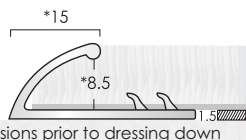
Feline AT25/6 flooring profile is designed to be used with uPVC base TBASE 6 to suit 4.5mm and 6.5mm LVT flooring:

T BASE 6

uPVC - adhesive fixing


**ANF DHC**

Aluminium



* dimensions prior to dressing down

Single naplock for carpet to resilient flooring.

DHC Designer Finishes

Brushed Stainless Bright Bronze Light Bronze Pewter Onyx Black Designer Satin Brushed Brass

Designer Home Collection finishes are anodised finishes and shades can vary from batch to batch.

DESIGNER

HOME COLLECTION ↑


FELINE® T Flooring Profiles

Feline trims are designed with a smooth, attractive, high-quality surface finish.

T profile to protect the edge of LVT floors.

FELINE AT25/6 DHC

Finishes Available	Stock Length	Length/ Tube
Brushed Stainless	2.715m	6
Bright	2.715m	6
Bronze	2.715m	6
Light Bronze	2.715m	6
Pewter	2.715m	6
Onyx Black	2.715m	6
Designer Satin	2.715m	6
Brushed Brass	2.715m	6

**T BASE 6**

Colour	Stock Length	Length/ Tube
Black uPVC	2.715m	6

Single Naplock Flooring Profiles

Single naplock flooring profiles are designed to trap and protect the edge of the carpet to prevent from fraying.

For use where carpet meets resilient floorings such as LVT and Vinyl.

ANF DHC

Finishes Available	Stock Length	Length/ Tube
Brushed Stainless	0.900m	6
	2.715m	6
Bright	0.900m	6
	2.715m	6
Bronze	0.900m	6
	2.715m	6
Light Bronze	0.900m	6
	2.715m	6
Pewter	0.900m	6
	2.715m	6
Onyx Black	0.900m	6
	2.715m	6
Designer Satin	0.900m	6
	2.715m	6
Brushed Brass	0.900m	6
	2.715m	6



Samples Available

Fixings not supplied



Screw size: size 6

DESIGNER

HOME COLLECTION

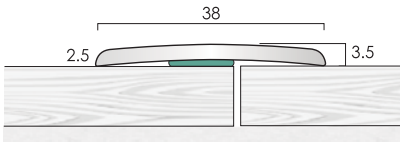


Aluminium Flooring Profiles

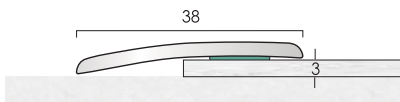
Profiles are available with pre-applied **STICK FIX™** or drilled for mechanical fixings.

Please note, product codes shown are for drilled, for **STICK FIX™** option add 'SF' at the end.

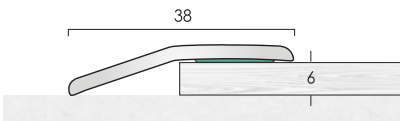
AC38 DHC



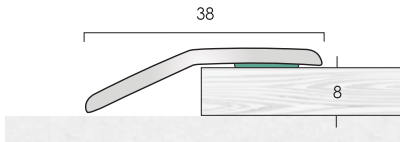
AR3 DHC



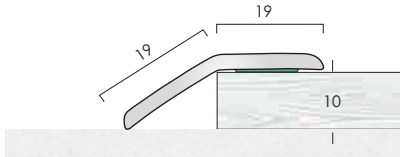
AR6 DHC



AR8/2 DHC



AR10 DHC



AC38 DHC, AR3 DHC & AR6 DHC

Finishes Available	Maximum Length	Length/Tube
Bright	0.900m	6
	2.715m	6
Bronze	0.900m	6
	2.715m	6
Light Bronze	0.900m	6
	2.715m	6
Pewter	0.900m	6
	2.715m	6
Onyx Black	0.900m	6
	2.715m	6
Designer Satin	0.900m	6
	2.715m	6
Brushed Stainless	0.900m	6
	2.715m	6
Brushed Brass	0.900m	6
	2.715m	6


Please note, we only offer matching screws in Bright and Designer Satin.

AR8/2 DHC & AR10 DHC

Finishes Available	Maximum Length	Length/Tube
Bright	0.900m	6
	2.715m	6
Bronze	0.900m	6
	2.715m	6
Light Bronze	0.900m	6
	2.715m	6
Pewter	0.900m	6
	2.715m	6
Onyx Black	0.900m	6
	2.715m	6
Designer Satin	0.900m	6
	2.715m	6
Brushed Stainless	0.900m	6
	2.715m	6
Brushed Brass	0.900m	6
	2.715m	6

Please note, we only offer matching screws in Bright and Designer Satin.

DHC Designer Finishes



Brushed Stainless Bright Bronze Light Bronze Pewter Onyx Black Designer Satin Brushed Brass

Designer Home Collection finishes are anodised finishes and shades can vary from batch to batch.



Samples Available
Fixings not supplied

Brass Flooring Profiles





FELINE® Solid Brass Twin Top Flooring Profiles

Feline trims are designed with a smooth, attractive, high-quality surface finish.

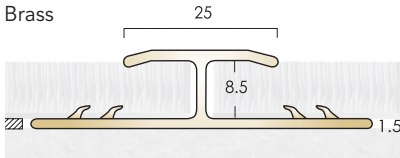
Feline 2 - Joining profile for carpet to carpet.

Feline 1 - Joining profiles for carpet to hard floors including stone and timber.

Trim heights can be increased with the use of a suitable packer.

FELINE 2

Brass



Twin base profile for carpet to carpet installations.

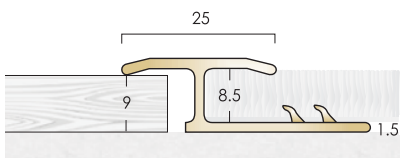
FELINE 2

Finishes Available	Stock Length	Length/Tube
Polished Brass	0.900m	6
	2.715m	6
Satin Brass	0.900m	6
	2.715m	6
Antique Brass	0.900m	6
	2.715m	6
Antique Bronze	0.900m	6
	2.715m	6
Chrome	0.900m	6
	2.715m	6
Satin Chrome	0.900m	6
	2.715m	6



FELINE 1

Brass




Single base profile for carpet to stone • timber • ceramic transitions where floorings meet at the same level.

FELINE 1

Finishes Available	Stock Length	Length/Tube
Polished Brass	0.900m	6
	2.715m	6
Satin Brass	0.900m	6
	2.715m	6
Antique Brass	0.900m	6
	2.715m	6
Antique Bronze	0.900m	6
	2.715m	6
Chrome	0.900m	6
	2.715m	6
Satin Chrome	0.900m	6
	2.715m	6

Finishes



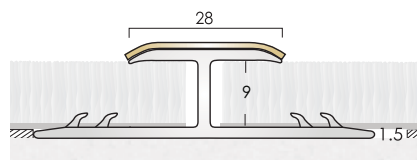
Polished Brass Satin Brass Antique Brass Antique Bronze Chrome Satin Chrome



Samples Available
Fixings not supplied

**FAB TWIN TOP/TWIN LEG**

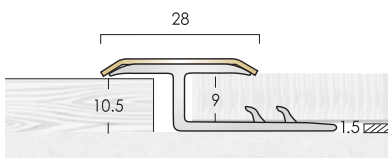
Aluminium profile with brass top



Twin base profile for carpet to carpet installations.

FAB TWIN TOP/SINGLE LEG

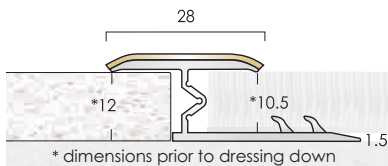
Aluminium profile with brass top



Single base profile for carpet to stone • timber • ceramic • transitions where floorings meet at the same level.

FAB A/12Z

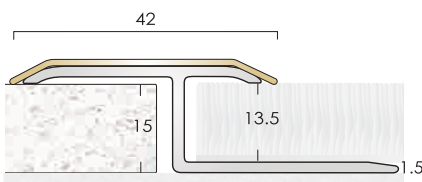
Aluminium profile with brass top



Collapsible centre leg to accommodate minor differences in floor levels.

FAB WIDE TWIN TOP/SINGLE LEG

Aluminium profile with brass top



Extra wide top profile for carpet to stone • timber • ceramic floors.

Finishes

Polished Brass Satin Brass Antique Brass Antique Bronze Chrome Satin Chrome

FAB® Twin Top Flooring Profiles

Aluminium profiles with a solid brass top, for a high-quality brass finish without a higher cost.

FAB TWIN TOP/TWIN LEG

Finishes Available	Stock Length	Length/Tube
FAB2 - Polished Brass	0.900m	6
	2.715m	6
FAB24 - Satin Brass	0.900m	6
	2.715m	6
FAB220 - Antique Brass	0.900m	6
	2.715m	6
FAB221 - Antique Bronze	0.900m	6
	2.715m	6
FAB222 - Chrome	0.900m	6
	2.715m	6
FAB232 - Satin Chrome	0.900m	6
	2.715m	6

FAB TWIN TOP/SINGLE LEG

Finishes Available	Stock Length	Length/Tube
FAB1 - Polished Brass	0.900m	6
	2.715m	6
FAB14 - Satin Brass	0.900m	6
	2.715m	6
FAB120 - Antique Brass	0.900m	6
	2.715m	6
FAB121 - Antique Bronze	0.900m	6
	2.715m	6
FAB122 - Chrome	0.900m	6
	2.715m	6
FAB132 - Satin Chrome	0.900m	6
	2.715m	6

FAB A/12Z

Finishes Available	Stock Length	Length/Tube
FABA/12Z1 - Polished Brass	0.900m	6
	2.715m	6
FABA/12Z14 - Satin Brass	0.900m	6
	2.715m	6
FABA/12Z120 - Antique Brass	0.900m	6
	2.715m	6
FABA/12Z121 - Antique Bronze	0.900m	6
	2.715m	6
FABA/12Z122 - Chrome	0.900m	6
	2.715m	6
FABA/12Z132 - Satin Chrome	0.900m	6
	2.715m	6

FAB WIDE TWIN TOP/SINGLE LEG ^{TSO}

Finishes Available	Stock Length	Length/Tube
FAB3 - Polished Brass	2.000m	6
FAB34 - Satin Brass	2.000m	6
FAB320 - Antique Brass	2.000m	6
FAB321 - Antique Bronze	2.000m	6



To Special Order

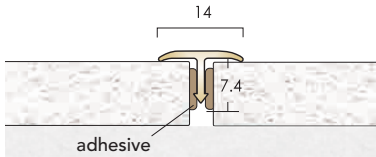


Samples Available

Fixings not supplied

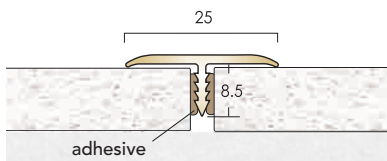


FELINE T14
Brass



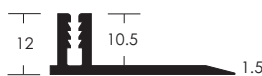
Feline T14 is adhesive (or silicone) fix only. Not compatible with T Bases. CAT recommend STYCCO FLEX adhesive. Available to order, see page 260.

FELINE T25
Brass



CAT recommend STYCCO FLEX adhesive. Available to order, see page 260. Feline T25 flooring profile can be used with uPVC base, if preferred:

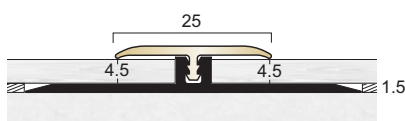
T BASE 12 uPVC - adhesive fixing



T BASE 15 uPVC - adhesive fixing



FELINE T25/6
Brass



Feline T25/6 flooring profile is designed to be used with uPVC base T BASE 6 to suit 4.5mm and 6.5mm LVT flooring:

T BASE 6 uPVC - adhesive fixing



FELINE® Solid Brass T Flooring Profiles

Feline trims are designed with a smooth, attractive, high-quality surface finish.

T profiles to protect the edge of hard floors.

Can be used alone or with a base section.

FELINE T14

Finishes Available	Stock Length	Length/ Tube
Polished Brass	2.715m	6
Satin Brass	2.715m	6
Antique Brass	2.715m	6
Antique Bronze	2.715m	6

FELINE T25

Finishes Available	Stock Length	Length/ Tube
Polished Brass	2.715m	6
Satin Brass	2.715m	6
Antique Brass	2.715m	6
Antique Bronze	2.715m	6
Chrome	2.715m	6
Satin Chrome	2.715m	6

T BASE 12

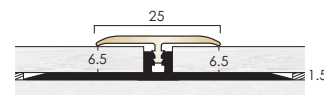
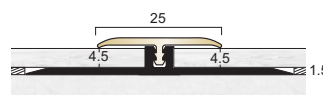
Colour	Stock Length	Length/ Tube
Black uPVC	2.715m	6

T BASE 15

Colour	Stock Length	Length/ Tube
Black uPVC	2.715m	6

FELINE T25/6


Finishes Available	Stock Length	Length/ Tube
Polished Brass	2.715m	6
Satin Brass	2.715m	6
Antique Brass	2.715m	6
Antique Bronze	2.715m	6
Chrome	2.715m	6
Satin Chrome	2.715m	6



T BASE 6

Colour	Stock Length	Length/ Tube
Black uPVC	2.715m	6

Finishes



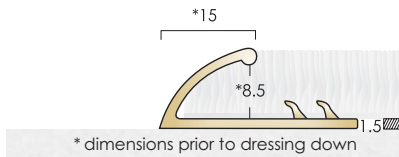
Samples Available
Fixings not supplied



Solid Brass Single Naplock Flooring Profiles

Single naplock flooring profiles are designed to trap and protect the edge of the carpet to prevent from fraying. For use where carpet meets resilient floor coverings such as LVT and Vinyl.

BNF Brass



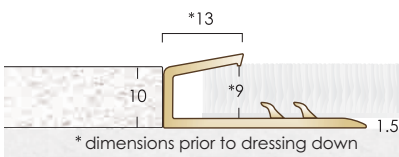
Flat base for carpet to resilient floorings.

BNF

Finishes Available	Stock Length	Length/ Tube
Polished Brass	0.900m	6
	2.715m	6
Satin Brass	0.900m	6
	2.715m	6
Antique Brass	0.900m	6
	2.715m	6
Antique Bronze	0.900m	6
	2.715m	6
Chrome	0.900m	6
	2.715m	6
Satin Chrome	0.900m	6
	2.715m	6



FELINE EDGE Brass




For carpet to stone and ceramic floorings.

FELINE EDGE

Finishes Available	Stock Length	Length/ Tube
Polished Brass	0.900m	6
	2.715m	6
Satin Brass	0.900m	6
	2.715m	6
Antique Brass	0.900m	6
	2.715m	6
Antique Bronze	0.900m	6
	2.715m	6
Chrome	0.900m	6
	2.715m	6
Satin Chrome	0.900m	6
	2.715m	6

Finishes



Polished
Brass

Satin
Brass

Antique
Brass

Antique
Bronze

Chrome

Satin
Chrome



Samples Available

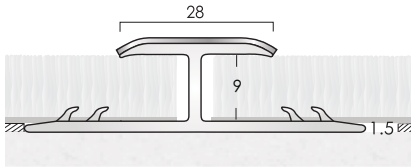
Fixings not supplied

Stainless Steel Flooring Profiles



**FAB TWIN TOP/TWIN LEG**

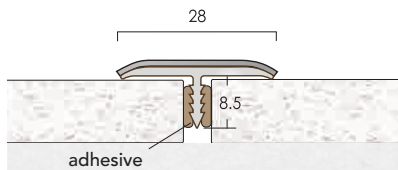
Aluminium profile with Stainless Steel top



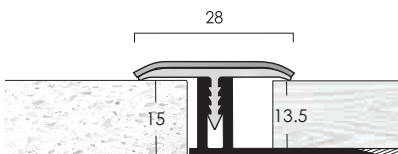
Twin base profile for carpet to carpet installations.

**FAB T28**

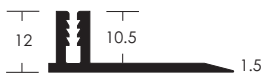
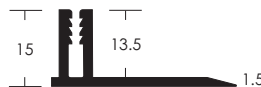
Aluminium profile with Stainless Steel top



To protect the edge of stone and ceramic floorings



FAB T28 flooring profile can be used with uPVC base, if preferred:

T BASE 12 uPVC - adhesive fixing**T BASE 15** uPVC - adhesive fixing**Finishes**Bright
Stainless SteelBrushed
Stainless Steel**FAB® Twin Top Flooring Profiles**

Aluminium profiles with Stainless Steel tops.

Joining profile for carpet to carpet.

Grade: 304L Stainless Steel.

FAB TWIN TOP/TWIN LEG

Finishes Available	Stock Length	Length/ Tube
FABS22 - Bright Stainless Steel	1.000m	6
	2.000m	6
	TSO 2.500m	6
FABS23 - Brushed Stainless Steel	1.000m	6
	2.000m	6
	TSO 2.500m	6

FAB® T Flooring Profiles

T profile to protect the edge of hard floors.

Grade: 304L Stainless Steel.

Can be used alone or with a base section.

FAB T28

Finishes Available	Stock Length	Length/ Tube
FABT28S2 - Bright Stainless Steel	2.000m	6
FABT28S3 - Brushed Stainless Steel	2.000m	6

**T BASE 12**

Colour	Stock Length	Length/ Tube
Black uPVC	2.715m	6

T BASE 15

Colour	Stock Length	Length/ Tube
Black uPVC	2.715m	6



To Special Order



Samples Available

Fixings not supplied



FAB® Twin Top - Single Leg Flooring Profiles

Aluminium profiles with Stainless Steel tops.

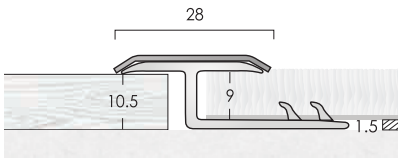
Joining profiles for carpet to stone, timber and ceramic floors. FAB3 has a wide top suitable for accommodating expansion.

Trim heights can be increased with the use of a suitable packer.

Grade: 304L Stainless Steel.

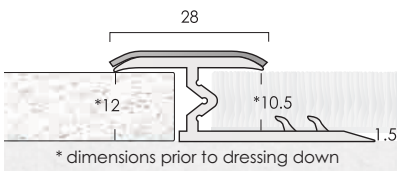
FAB TWIN TOP/SINGLE LEG

Aluminium profile with stainless steel top



FAB A/12ZS

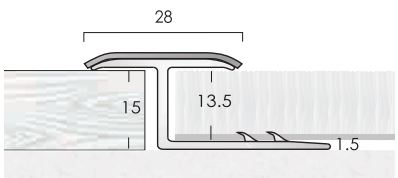
Aluminium profile with stainless steel top



Collapsible center leg to accommodate minor differences in floor levels.

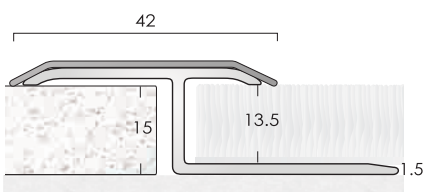
FAB A25/15S

Aluminium profile with stainless steel top



FAB WIDE TWIN TOP/SINGLE LEG

Aluminium profile with stainless steel top



FAB TWIN TOP/SINGLE LEG

Finishes Available	Stock Length	Length/ Tube
FABS12 - Bright Stainless Steel	1.000m	6
	2.000m	6
	TSO 2.500m	6
FABS13 - Brushed Stainless Steel	1.000m	6
	2.000m	6
	TSO 2.500m	6

FAB A/12ZS

Finishes Available	Stock Length	Length/ Tube
FABA/12ZS12 - Bright Stainless Steel	1.000m	6
	2.000m	6
	TSO 2.500m	6
FABA/12ZS13 - Brushed Stainless Steel	1.000m	6
	2.000m	6
	TSO 2.500m	6

FAB A25/15S

Finishes Available	Stock Length	Length/ Tube
FABA25/15S12 - Bright Stainless Steel	2.000m	6
FABA25/15S13 - Brushed Stainless Steel	2.000m	6

FAB WIDE TWIN TOP/SINGLE LEG **TSO**

Finishes Available	Stock Length	Length/ Tube
FABS32 - Bright Stainless Steel	1.000m	6
	2.000m	6
FABS33 - Brushed Stainless Steel	1.000m	6
	2.000m	6

Finishes



Bright Stainless Steel



Brushed Stainless Steel



To Special Order



Samples Available
Fixings not supplied



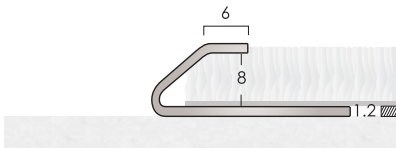
Single Naplock & Square Edge Flooring Profiles

Single naplock flooring profiles are designed to trap and protect the edge of the carpet to prevent from fraying. For use where carpet meets resilient floor coverings such as LVT and Vinyl.

Grade: 304L Stainless Steel.

SSNF

Formed stainless steel

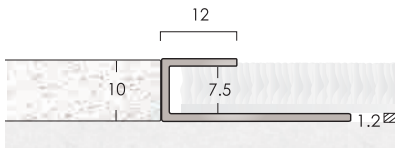


SSNF

Finishes Available	Stock Length	Length/Tube
Bright Stainless Steel	2.000m	6
Brushed Stainless Steel	2.000m	6

SSE

Formed stainless steel

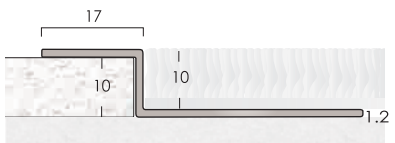


SSE

Finishes Available	Stock Length	Length/Tube
Bright Stainless Steel	2.000m	6
Brushed Stainless Steel	2.000m	6

SS10

Formed stainless steel



SS10

Finishes Available	Stock Length	Length/Tube
Bright Stainless Steel	2.000m	6
Brushed Stainless Steel	2.000m	6

Finishes



Bright
Stainless Steel



Brushed
Stainless Steel




Samples Available

Fixings not supplied

Threshold Cover Plates

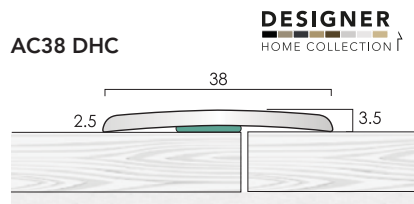
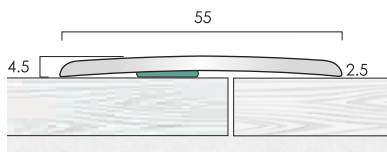
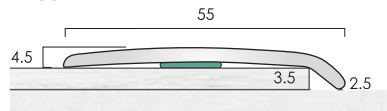
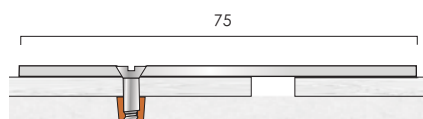
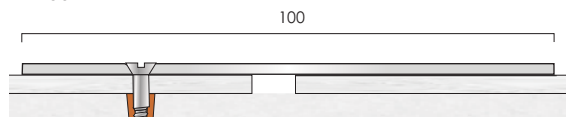

Aluminium, Brass
& Stainless Steel



**Screw sizes:**

size 6 AC38 DHC

size 8 AC55 • A155 • AEP1 • AEP2

**AC55****A155****AEP1
Drilled**Supplied off-centre drilled
Gauge = 2.0mm**AEP2
Drilled**Supplied off-centre drilled
Gauge = 2.0mm**DHC Designer Finishes**Brushed
Stainless

Bright

Bronze

Light
Bronze

Pewter

Onyx
BlackDesigner
SatinBrushed
Brass**Finish**Mill
Aluminium

Designer Home Collection finishes are anodised finishes and shades can vary from batch to batch.

Aluminium Cover Plates

General purpose aluminium cover plates for various applications.

Supplied with pre-applied **STICK FIX™** or drilled for mechanical fixings.Where not shown as standard supply, off-centre drilled, undrilled and centre drilled available to special order. **TSO**Please note, product codes shown are for drilled, for **STICK FIX™** option add 'SF' at the end.**AC38 DHC**

Finishes Available	Maximum Length	Length/ Tube
Bright	0.900m	6
	2.715m	6
Bronze	0.900m	6
	2.715m	6
Light Bronze	0.900m	6
	2.715m	6
Pewter	0.900m	6
	2.715m	6
Onyx Black	0.900m	6
	2.715m	6
Designer Satin	0.900m	6
	2.715m	6
Brushed Stainless	0.900m	6
	2.715m	6
Brushed Brass	0.900m	6
	2.715m	6

Please note, we only offer matching screws in Bright and Designer Satin.

**AC55**

Finishes Available	Stock Length	Length/ Tube
Designer Satin	2.715m	6
Bright	2.715m	6

**A155**

Finishes Available	Stock Length	Length/ Tube
Designer Satin	2.715m	6
Bright	2.715m	6

AEP1

Finish Available	Stock Length	Length/ Tube
Mill Aluminium	2.000m	6

AEP2

Finish Available	Stock Length	Length/ Tube
Mill Aluminium	2.000m	6



To Special Order



Samples Available

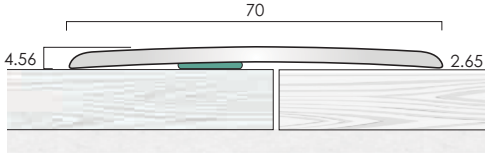
Fixings not supplied

Additional
DRILLING
availability
See our
website.

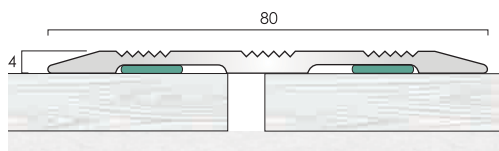


Screw size: size 8

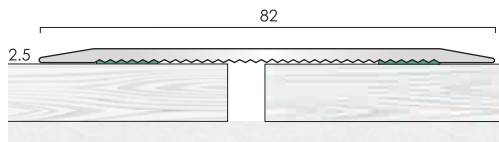
AC70



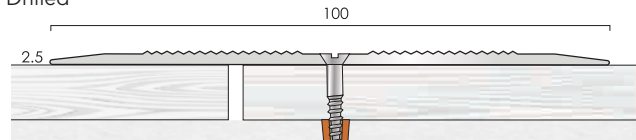
AC80



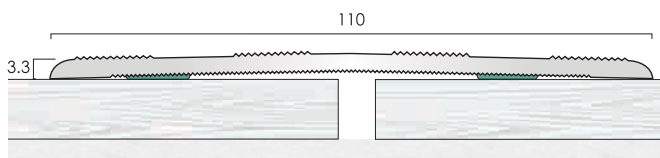
AC82



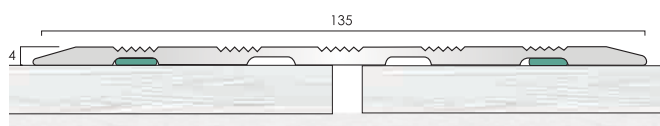
AC100
Drilled



AC110



AC135



Aluminium Wide Cover Plates

For commercial and public areas. Aluminium cover plates are available in different styles and widths.

Supplied with pre-applied **STICK FIX™** or centre drilled for mechanical fixings.

Where not shown as standard supply, off-centre drilled, undrilled and centre drilled available to special order. **TSO**

Please note, product codes shown are for drilled, for **STICK FIX™** option add 'SF' at the end.



AC70

Finish Available	Stock Length	Length/ Tube
Satin Aluminium	2.000m	6



AC80

Finish Available	Stock Length	Length/ Tube
Matt Silver	2.715m	6



AC82

Finish Available	Stock Length	Length/ Tube
Mill Aluminium	2.715m	6

AC100

Finish Available	Stock Length	Length/ Tube
Matt Silver	2.715m	6



AC110


Finish Available	Stock Length	Length/ Tube
Mill Aluminium	2.715m	6



AC135

Finish Available	Stock Length	Length/ Tube
Matt Silver	2.715m	6

Finishes



Satin Aluminium Mill Aluminium Matt Silver



To Special Order



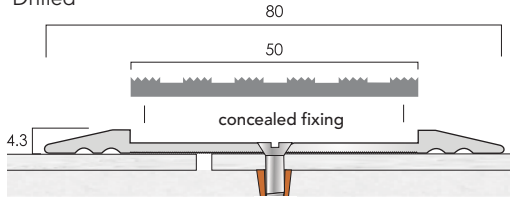
Samples Available
Fixings not supplied



Screw size: size 8

T80i

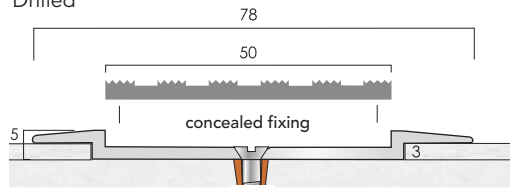
Drilled



Supplied centre drilled
Surface fix wide transition plate for various floorings.

T78i

Drilled



Supplied centre drilled
Wide transition plate for installation with vinyl floorings.

Aluminium Transition Plates

T80i and T78i plates are supplied pre-taped for retro fit PVC infills or ATI49.5 Aluminium Tread Inserts, to conceal screw fixings and compliment floor coverings in commercial environments.

Supplied centre drilled for mechanical fixing, available off-centre drilled to special order.

T80i PVC CASTELLATED

Supplied with a castellated PVC infill. Colours as shown below.

Colours Available	Stock Length	Length/ Tube
See PVC colours below	2.715m	6

T80i / ATI49.5

Supplied with aluminium insert plate.

Finishes Available	Stock Length	Length/ Tube
Mill Aluminium	2.715m	6
Black Anodised*	2.715m	6

*ATI49.5 infill only

T78i PVC CASTELLATED

Supplied with a castellated PVC infill. Colours as shown below.

Colours Available	Stock Length	Length/ Tube
See PVC colours below	2.715m	6

T78i / ATI49.5

Supplied with aluminium insert plate.

Finishes Available	Stock Length	Length/ Tube
Mill Aluminium	2.715m	6
Black Anodised*	2.715m	6

*ATI49.5 infill only

PVC Castellated infill colours available:



Black LRV 4.25 Polar Grey LRV 42.53 Light Grey LRV 12.33 Granite LRV 7.02

Other colours available to special order.

Colours shown for guidance only.
Please request sample for accurate referencing.

Castellated PVC - SRV: Wet *PTV = 76
 Dry *PTV = 85
 ***Pendulum Test Value**

ATI49.5 infill finishes available:



Mill Aluminium LRV 71.65 Black Anodised LRV 4.8

Other finishes available to special order.

Finishes shown for guidance only.
Please request sample for accurate referencing.

ATI49.5 - SRV: Dry *PTV = 82
 Wet *PTV = 54
 ***Pendulum Test Value**

Finishes



Matt Silver (T80i) Mill Aluminium (T78i)



To Special Order



Samples Available
Fixings not supplied



Screw size: size 8

Aluminium Chequer Plate Wide Cover Plates **TSO**

Heavy duty cover plates produced from 2.0mm gauge aluminium chequer plate.

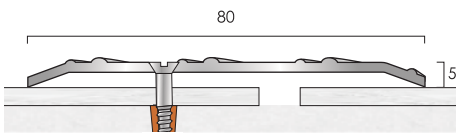
Standard widths available: 80mm and 100mm, with other sizes available upon request. **TSO**

The use of a packer (P) is advised where moderate to heavy footfall is anticipated for profile support.

Profiles are made in 2.0mm gauge.

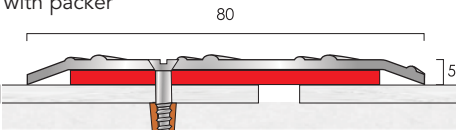
Supplied off-centre drilled and can be supplied centre drilled to upon request.

ACHP80



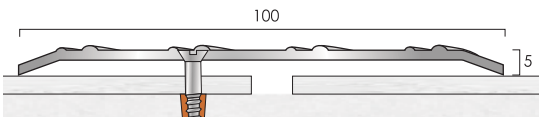
Supplied off-centre drilled

ACHP80P with packer



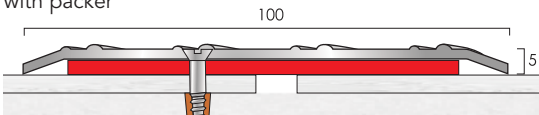
Supplied off-centre drilled

ACHP100



Supplied off-centre drilled

ACHP100P with packer



Supplied off-centre drilled

ACHP80

Finish Available	Stock Length	Length/ Tube
Mill Chequer Plate	2.000m	3

ACHP80P

Finish Available	Stock Length	Length/ Tube
Mill Chequer Plate	2.000m	3

ACHP100

Finish Available	Stock Length	Length/ Tube
Mill Chequer Plate	2.000m	3

ACHP100P

Finish Available	Stock Length	Length/ Tube
Mill Chequer Plate	2.000m	3

Finish



Mill Chequer Plate



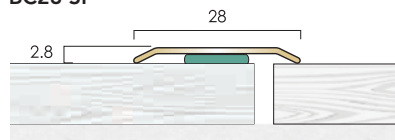
To Special Order



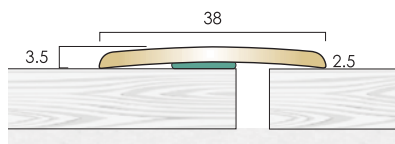
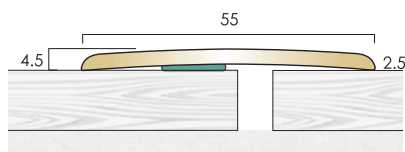
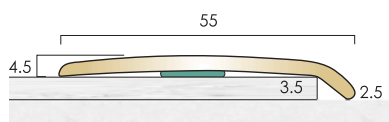

Samples Available
Fixings not supplied



Screw sizes:
size 6 BC38
size 8 BC55 • B155

BC28 SF

Gauge = 0.9mm

BC38**BC55****B155****Finishes****Solid Brass Cover Plates**

Brass cover plates are supplied with pre-applied **STICK FIX™** or centre-drilled for mechanical fixings.

Available off-centre drilled to special order. **TSO**

Please note, product codes shown are for drilled, for **STICK FIX™** option add 'SF' at the end.

BC28 SF

Finishes Available	Stock Length	Stick Fix	Length/Tube
Polished Brass	0.900m	✓	6
	2.715m	✓	6
Satin Brass	0.900m	✓	6
	2.715m	✓	6
Antique Brass TSO	0.900m	✓	6
	2.715m	✓	6
Antique Bronze TSO	0.900m	✓	6
	2.715m	✓	6
Chrome	0.900m	✓	6
Satin Chrome	0.900m	✓	6

BC38

Finishes Available	Stock Length	Stick Fix	Length/Tube
Polished Brass	0.900m	✓	6
	2.715m	✓	6
Satin Brass	0.900m	✓	6
	2.715m	✓	6
Antique Brass	0.900m	✓	6
	2.715m	✓	6
Antique Bronze	0.900m	✓	6
	2.715m	✓	6
Chrome	0.900m	✓	6
	2.600m*	✓	6
	2.715m	✓	6
Satin Chrome	0.900m	✓	6
	2.600m*	✓	6
	2.715m	✓	6

*Please note, BC38 is not available drilled in 2.600m lengths in Chrome and Satin Chrome finishes.

BC55

Finishes Available	Stock Length	Stick Fix	Length/Tube
Polished Brass	2.715m	✓	6
Satin Brass	2.715m	✓	6
Antique Brass TSO	2.715m	✓	6
Antique Bronze TSO	2.715m	✓	6

B155 is a variation of BC55 cover plate produced with a 3.5mm underside fold. It can accommodate minor height differences when installed on hard floorings. It is particularly useful when joining hard floorings such as stone or timber to carpet where the carpet has some compression allowance to be made.

B155

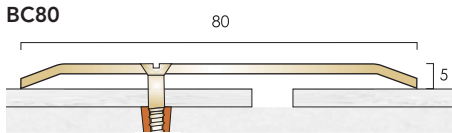
Finishes Available	Stock Length	Stick Fix	Length/Tube
Polished Brass	2.715m	✓	6
Satin Brass	2.715m	✓	6
Antique Brass TSO	2.715m	✓	6
Antique Bronze TSO	2.715m	✓	6



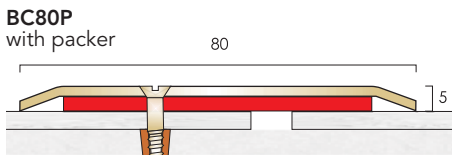
Samples Available
 Fixings not supplied



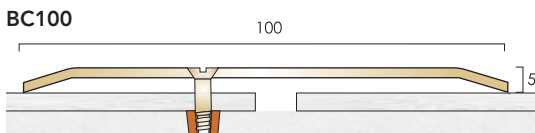
Screw size: size 8



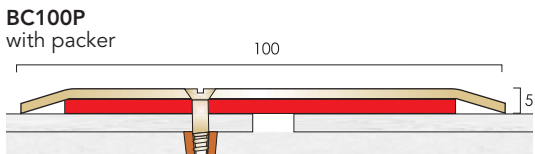
Supplied off-centre drilled



Supplied off-centre drilled



Supplied off-centre drilled



Supplied off-centre drilled

Solid Brass Wide Cover Plates **TSO**

Large sections for universal applications in commercial and public areas. The use of a packer (P) is advised where moderate to heavy footfall is anticipated for profile support. Supplied off-centre drilled and can be supplied centre drilled upon request. Profiles are made in 2.0mm gauge. Other sizes available.

BC80 Finishes Available	Stock Length	Length/ Tube
Polished Brass	2.000m	6
Satin Brass	2.000m	6
Antique Brass	2.000m	6
Antique Bronze	2.000m	6

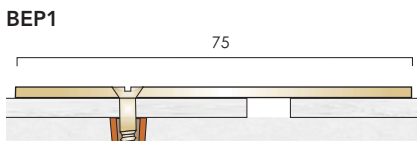
BC80P Finishes Available	Stock Length	Length/ Tube
Polished Brass	2.000m	6
Satin Brass	2.000m	6
Antique Brass	2.000m	6
Antique Bronze	2.000m	6

BC100 Finishes Available	Stock Length	Length/ Tube
Polished Brass	2.000m	6
Satin Brass	2.000m	6
Antique Brass	2.000m	6
Antique Bronze	2.000m	6

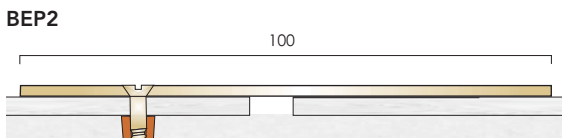
BC100P Finishes Available	Stock Length	Length/ Tube
Polished Brass	2.000m	6
Satin Brass	2.000m	6
Antique Brass	2.000m	6
Antique Bronze	2.000m	6

Transition Plates

Flat plates can be used to identify the transition between two floorings and as an expansion plate offset fixed to one side of the flooring to allow movement. Profiles are made in 2.0mm gauge. Other sizes available. **TSO**



Supplied off-centre drilled, available centre-drilled to special order. **TSO**
Available undrilled for adhesive fixing



Supplied off-centre drilled, available centre-drilled to special order. **TSO**
Available undrilled for adhesive fixing

BEP1 Finishes Available	Stock Length	Length/ Tube
Polished Brass	2.000m	6
Satin Brass	2.000m	6
Antique Brass	2.000m	6
Antique Bronze	2.000m	6

BEP2 Finishes Available	Stock Length	Length/ Tube
Polished Brass	2.000m	6
Satin Brass	2.000m	6
Antique Brass TSO	2.000m	6
Antique Bronze TSO	2.000m	6

Finishes



Polished Brass Satin Brass Antique Brass Antique Bronze



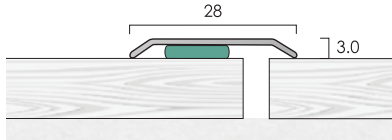
To Special Order



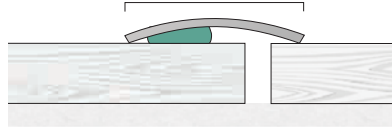
Samples Available
Fixings not supplied

**Screw size:**

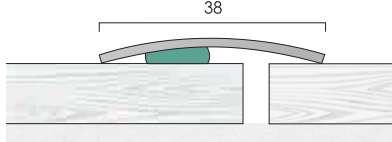
size 8 SC30 • SC38 • SC50
• SC60 • SC55

SC28 SF

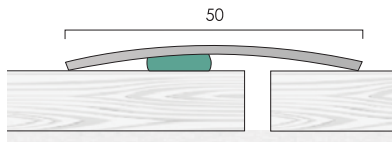
Gauge = 0.9mm

SC30

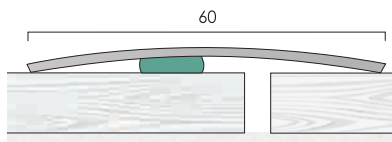
Gauge = 2.0mm

SC38

Gauge = 2.0mm

SC50

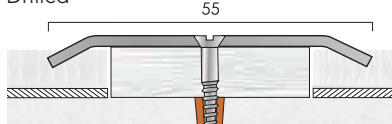
Gauge = 2.0mm

SC60

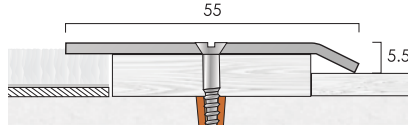
Gauge = 2.0mm

SC55

Drilled



Gauge = 2.0mm.
Supplied centre drilled

S155

Gauge = 2.0mm.
Supplied centre drilled

Finishes

Bright
Stainless Steel



Brushed
Stainless Steel

Stainless Steel Cover Plates

Stainless Steel cover plates are supplied undrilled with **STICK FIX™** tape pre-applied, meaning a no screws installation, with no risk to underfloor cables and pipes and a rapid install time.

Alternatively, these profiles are available centre drilled as standard and off-centre drilled to special order. **TSO**

Please note, product codes shown are for drilled, for **STICK FIX™** option add 'SF' at the end.

Grade: 304L Stainless Steel.

**SC28 SF**

Finishes Available	Stock Length	Length/Tube
Bright Stainless Steel	2.000m	6
Brushed Stainless Steel	2.000m	6

**SC30**

Finishes Available	Stock Length	Length/Tube
Bright Stainless Steel	2.000m	6
Brushed Stainless Steel	2.000m	6

**SC38**

Finishes Available	Stock Length	Length/Tube
Bright Stainless Steel	2.000m	6
Brushed Stainless Steel	2.000m	6

**SC50**

Finishes Available	Stock Length	Length/Tube
Bright Stainless Steel	2.000m	6
Brushed Stainless Steel	2.000m	6

**SC60**

Finishes Available	Stock Length	Length/Tube
Bright Stainless Steel	2.000m	6
Brushed Stainless Steel	2.000m	6

SC55

Finishes Available	Stock Length	Length/Tube
Bright Stainless Steel	2.000m	6
Brushed Stainless Steel	2.000m	6

S155 cover plate is produced with a 3.5mm underside fold. It can accommodate minor height differences when installed on hard floorings. It is particularly useful when joining hard floorings such as stone or timber to carpet where the carpet has some compression allowance to be made. Grade: 304L stainless steel.

S155

Finishes Available	Stock Length	Length/Tube
Bright Stainless Steel	2.000m	6
Brushed Stainless Steel	2.000m	6



To Special Order



Samples Available

Fixings not supplied



Screw size: size 8

Stainless Steel Wide Cover Plates ^{TSO}

For commercial and public areas.

The use of packer (P) is advised where moderate to heavy footfall is anticipated for profile support.

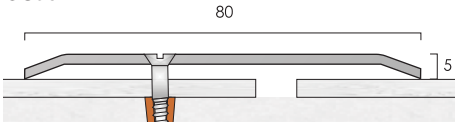
Supplied off-centre drilled and can be supplied centre drilled upon request.

Other sizes available.

Profiles are made in 2.0mm gauge.

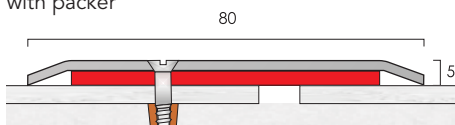
Grade: 304L Stainless Steel.

SC80



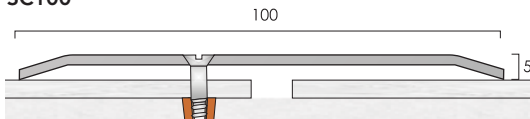
Supplied off-centre drilled

SC80P with packer



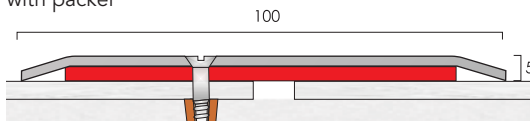
Supplied off-centre drilled

SC100



Supplied off-centre drilled

SC100P with packer



Supplied off-centre drilled

SC80

Finishes Available	Stock Length	Length/ Tube
Bright Stainless Steel	2.000m	6
Brushed Stainless Steel	2.000m	6

SC80P

Finishes Available	Stock Length	Length/ Tube
Bright Stainless Steel	2.000m	6
Brushed Stainless Steel	2.000m	6

SC100

Finishes Available	Stock Length	Length/ Tube
Bright Stainless Steel	2.000m	6
Brushed Stainless Steel	2.000m	6

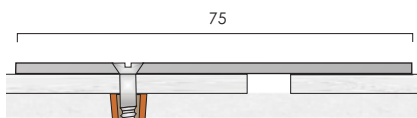
SC100P

Finishes Available	Stock Length	Length/ Tube
Bright Stainless Steel	2.000m	6
Brushed Stainless Steel	2.000m	6

Transition Plates

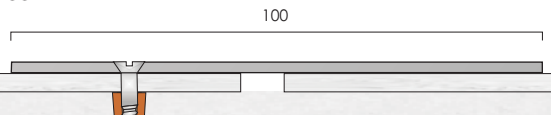
Flat plates can be used to identify the transition between two floorings and as an expansion plate offset fixed to one side of the flooring to allow movement. Profiles are made in 2.0mm gauge. Other sizes available. ^{TSO}
Grade: 304L stainless steel.

SSEP1



Supplied off-centre drilled, available centre-drilled to special order. ^{TSO}
Available undrilled for adhesive fixing

SSEP2



Supplied off-centre drilled, available centre-drilled to special order. ^{TSO}
Available undrilled for adhesive fixing

SSEP1

Finishes Available	Stock Length	Length/ Tube
Bright Stainless Steel	2.000m	6
Brushed Stainless Steel	2.000m	6

SSEP2

Finishes Available	Stock Length	Length/ Tube
Bright Stainless Steel	2.000m	6
Brushed Stainless Steel	2.000m	6

Finishes



Bright Stainless Steel



Brushed Stainless Steel



To Special Order



Samples Available
Fixings not supplied

Ramp Profiles

Aluminium, Brass & Stainless Steel





Screw size: size 6

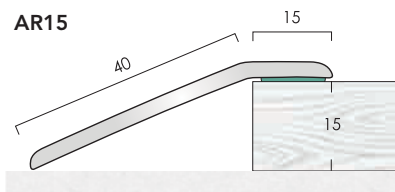
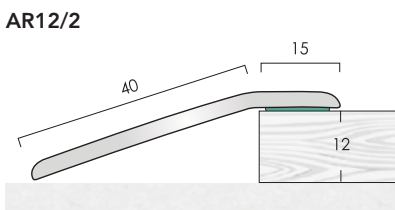
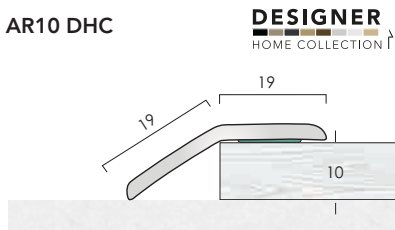
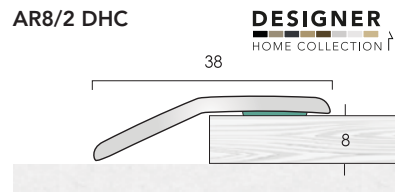
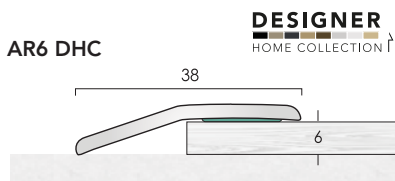
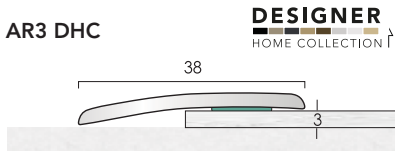


Aluminium Ramp Flooring Profiles

Aluminium ramps designed for use where floors adjoin at different levels to protect the edges of the flooring materials.

Profiles are available with pre-applied **STICK FIX™** or drilled for mechanical fixings.

The product codes shown are for drilled, for **STICK FIX™** option, add 'SF' at the end.



DESIGNER
HOME COLLECTION

DESIGNER
HOME COLLECTION

DESIGNER
HOME COLLECTION

DESIGNER
HOME COLLECTION

AR3 DHC & AR6 DHC

Finishes Available	Stock Length	Length/ Tube
Brushed Stainless	0.900m	6
	2.715m	6
Bright	0.900m	6
	2.715m	6
Bronze	0.900m	6
	2.715m	6
Light Bronze	0.900m	6
	2.715m	6
Pewter	0.900m	6
	2.715m	6
Onyx Black	0.900m	6
	2.715m	6
Designer Satin	0.900m	6
	2.715m	6
Brushed Brass	0.900m	6
	2.715m	6

Please note, we only offer matching screws in Bright and Designer Satin.

AR8/2 DHC & AR10 DHC


Finishes Available	Stock Length	Length/ Tube
Brushed Stainless	0.900m	6
	2.715m	6
Bright	0.900m	6
	2.715m	6
Bronze	0.900m	6
	2.715m	6
Light Bronze	0.900m	6
	2.715m	6
Pewter	0.900m	6
	2.715m	6
Onyx Black	0.900m	6
	2.715m	6
Designer Satin	0.900m	6
	2.715m	6

Please note, we only offer matching screws in Bright and Designer Satin.

AR12/2 & AR15

Finish Available	Stock Length	Length/ Tube
Designer Satin	2.715m	6

DHC Designer Finishes



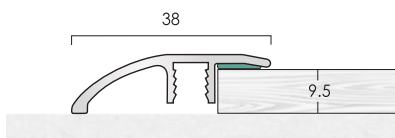
Designer Home Collection finishes are anodised finishes and shades can vary from batch to batch.



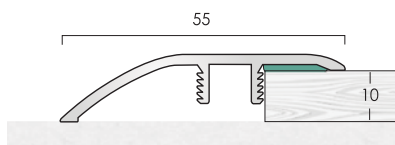
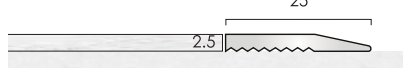
Samples Available
Fixings not supplied

**KLIKS SLIM RAMP DHC SF**

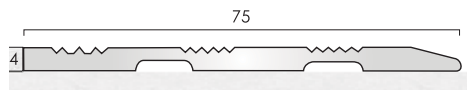
STICK FIX™ option - no base

DESIGNER
HOME COLLECTION ↑**KLIKS RAMP SF**

STICK FIX™ option - no base

**AFE25**

Supplied undrilled for adhesive fixing

AFE75

Supplied undrilled for adhesive fixing

AFE75 can be supplied drilled on request. When ordering, please advise if centre drilled or off-centre drilled.

Screw sizes: size 8**KLIKS® & KLIKS SLIM®**
Aluminium Ramp Flooring ProfilesSupplied undrilled with **STICK FIX™** tape pre-applied, meaning a no screws installation, with no risk to underfloor cables and pipes and a rapid install time.**KLIKS SLIM RAMP DHC SF**

Finishes Available	Stock Length	Length/ Tube
Brushed Stainless	2.715m	6
Bright	2.715m	6
Bronze	2.715m	6
Light Bronze	2.715m	6
Pewter	2.715m	6
Onyx Black	2.715m	6
Designer Satin	2.715m	6
Brushed Brass	2.715m	6

KLIKS RAMP SF

Finish Available	Stock Length	Length/ Tube
KK123 SF		
Polished Aluminium	2.715m	6
KK133 SF		
Satin Aluminium	2.715m	6

KLIKS® aluminium ramp profiles are also available with a range of uPVC clip-in bases. Please refer to the **KLIKS®** section of this catalogue for details.**Aluminium Feather Edge Flooring Profiles** TSO

Feather edge profiles provide a protective diminishing edge where there is a minor height difference between adjoining resilient floorings.

Suitable for commercial and residential installations.

AFE25


Finish Available	Stock Length	Length/ Tube
Mill Aluminium	2.500m	6

AFE75

Finish Available	Stock Length	Length/ Tube
Matt Silver	2.500m	6



To Special Order

**DHC Designer Finishes**

Designer Home Collection finishes are anodised finishes and shades can vary from batch to batch.

Standard Finishes

Polished Aluminium Satin Aluminium Mill Aluminium Matt Silver

Samples Available
Fixings not supplied



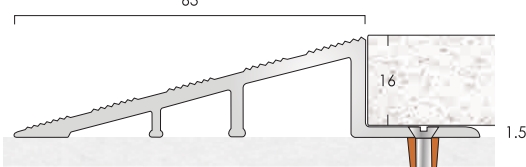
Screw sizes:

size 6 T80i R6 • T80i R8

size 8 AR63 • AR63/17.5 • ARCP/70/18

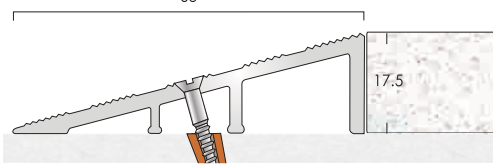
AR63

drilled

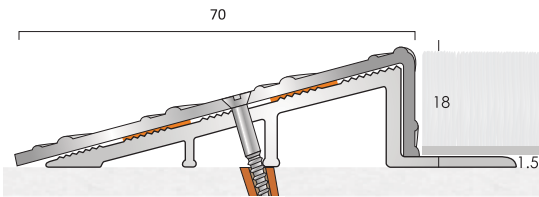


AR63/17.5

drilled

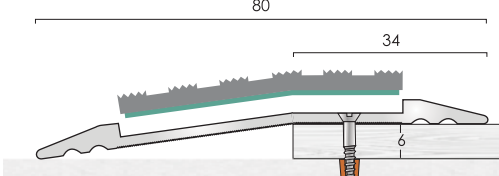


ARCP/70/18

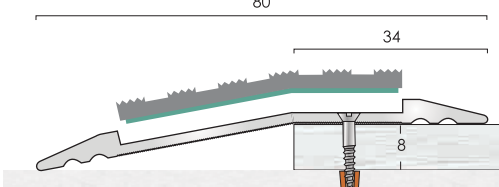


Aluminum with bonded chequer plate cover - drilled

T80i R6



T80i R8



Aluminium Ramp Flooring Profiles

For installation where one type of flooring is higher than the adjoining floor. Typically, barrier matting entrance areas.

AR63 & AR63/17.5

Finish Available	Stock Length	Length/ Tube
Mill Aluminium	2.715m	6

Please note, AR63/17.5 is available to special order. **TSO**

Specialist Ramp Flooring Profiles

Aluminium ramp profiles with bonded Aluminium Chequer Plate covers. Heavy duty ramp profiles for heavily trafficked commercial environments.

ARCP/70/18 **TSO**

Finish Available	Stock Length	Length/ Tube
Mill Chequer Plate	2.000m	6

Aluminium Wide Ramp Flooring Profiles with PVC Infill

T80i ramps are supplied pre-taped for retro fit PVC infills to conceal screw fixings where floors adjoin at different levels. Available undrilled for adhesive fixing.

T80i R6

Finish Available	Stock Length	Length/ Tube
See PVC colours below	2.500m	6

T80i R8

Finishes Available	Stock Length	Length/ Tube
See PVC colours below	2.500m	6

PVC Castellated infill colours available:



Black
LRV 4.25



Polar Grey
LRV 42.53




Light Grey
LRV 12.33



Granite
LRV 7.02

Other colours available to special order. **TSO**
Colours shown for guidance only. Please request sample for accurate referencing.

Finishes



Mill Aluminium Mill Chequer Plate Matt Silver (T80i Ramps)



To Special Order



Samples Available
Fixings not supplied



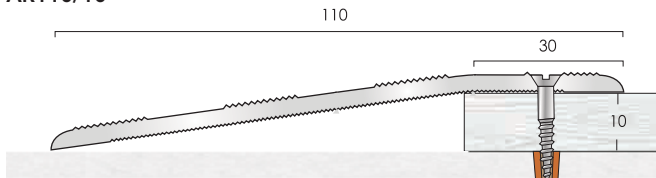
Screw size: size 8

Aluminium Wide Ramp Flooring Profiles

Wide aluminium ramps, suitable where floors adjoin at different levels in commercial and public areas.

Supplied drilled for mechanical fixings.

AR110/10



AR110/10

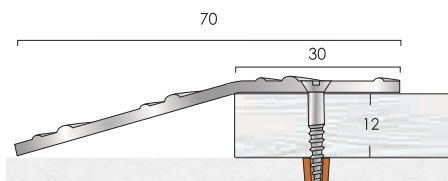
Finishes Available	Stock Length	Length/Tube
Mill Aluminium	2.715m	6

AR110/10 is also available undrilled. **TSO**

Other ramp height variations available. **TSO**

For further information, please contact the CAT sales office.

ARCP/12



ARCP/12


Finishes Available	Stock Length	Length/Tube
Mill Chequer Plate	2.500m	6

ARCP/12 is produced from aluminium chequer plate and is available undrilled. **TSO**

Other ramp height variations available. **TSO**

Please note that a suitable packer may be required for ramp profiles for support in commercial traffic environments. For further information, please contact the CAT sales office.

Finishes



Mill Aluminium Mill Chequer Plate



To Special Order



Samples Available

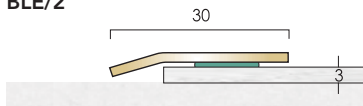
Fixings not supplied



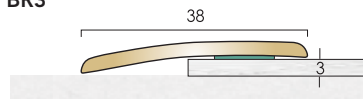
Screw sizes:

size 6 BLE/2 • BR3 • BR6 • BR8 • BR12
size 8 BR15 • BR20

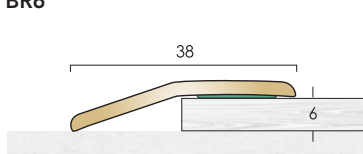
BLE/2



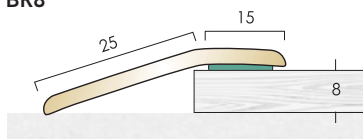
BR3



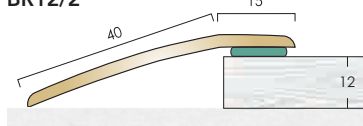
BR6



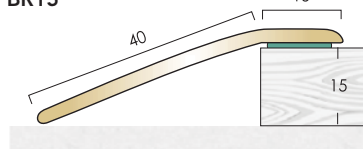
BR8



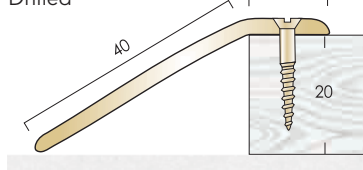
BR12/2



BR15



**BR20
Drilled**



Finishes



Polished Brass Satin Brass Antique Brass Antique Bronze

Solid Brass Ramp Flooring Profiles

Brass finishing trims where floors adjoin at different levels.
Typical examples: stone and timber floors.

Brass ramps are supplied with pre-applied **STICK FIX™** or drilled for mechanical fixings.

The product codes show are for drilled, for **STICK FIX™** option, add 'SF' at the end.



BLE/2

Finishes Available	Stock Length	Length/ Tube
Polished Brass	2.000m	6
Satin Brass	2.000m	6
Antique Brass	2.000m	6
Antique Bronze	2.000m	6



BR3 & BR6

Finishes Available	Stock Length	Length/ Tube
Polished Brass	0.900m	6
	2.715m	6
Satin Brass	0.900m	6
	2.715m	6
Antique Brass	0.900m	6
	2.715m	6
Antique Bronze	0.900m	6
	2.715m	6



BR8

Finishes Available	Stock Length	Length/ Tube
Polished Brass	2.715m	6
Satin Brass	2.715m	6
Antique Brass	2.715m	6
Antique Bronze	2.715m	6



BR12/2 & BR15

Finishes Available	Stock Length	Length/ Tube
Polished Brass	2.715m	6
Satin Brass	2.715m	6
Antique Brass	2.715m	6
Antique Bronze	2.715m	6

BR20

Finishes Available	Stock Length	Length/ Tube
Polished Brass	2.715m	6
Satin Brass	2.715m	6
Antique Brass	2.715m	6
Antique Bronze	2.715m	6



Samples Available
Fixings not supplied



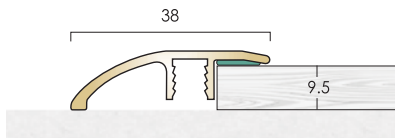
KLIKS® & KLIKS SLIM® Solid Brass Ramp Flooring Profiles TSO

Supplied undrilled with **STICK FIX™** tape pre-applied, meaning a no screws installation, with no risk to underfloor cables and pipes and a rapid install time.

Available in 38mm and 55mm widths, **KLIKS® & KLIKS SLIM®** ramp profiles provide a neat transition between floorings at different 9-10mm levels - ceramic floors.

KLIKS SLIM RAMP SF

STICK FIX™ option - no base



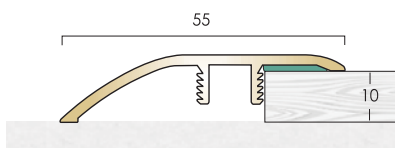
KLIKS SLIM RAMP SF

Finishes Available	Stock Length	Length/ Tube
KKSLR3 SF		
Polished Brass	0.900m	6
	2.715m	6
KKSLR301 SF		
Satin Brass	0.900m	6
	2.715m	6
KKSLR203 SF		
Antique Brass	0.900m	6
	2.715m	6
KKSLR213 SF		
Antique Bronze	0.900m	6
	2.715m	6
KKSLR223 SF		
Chrome	0.900m	6
	2.715m	6
KKSLR243 SF		
Satin Chrome	0.900m	6
	2.715m	6

KLIKS SLIM® brass ramp profiles are also available with a range of uPVC clip-in bases. Please refer to page 55.

KLIKS RAMP SF

STICK FIX™ option - no base




KLIKS RAMP SF

Finishes Available	Stock Length	Length/ Tube
KK3 SF		
Polished Brass	2.715m	6
KK301 SF		
Satin Brass	2.715m	6
KK203 SF		
Antique Brass	2.715m	6
KK213 SF		
Antique Bronze	2.715m	6
KK223 SF		
Chrome	2.715m	6

KLIKS® brass ramp profiles are also available with a range of uPVC clip-in bases. Please refer to page 53.

Finishes



Polished Brass Satin Brass Antique Brass Antique Bronze Chrome Satin Chrome



Samples Available

Fixings not supplied



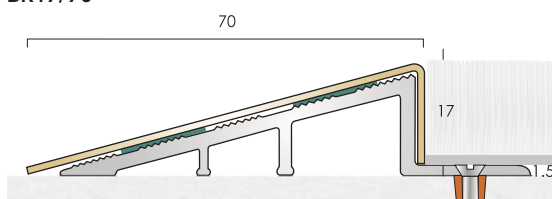
Screw size: size 8

Specialist Ramp Flooring Profiles TSO

Aluminium ramp profiles with brass and stainless steel bonded covers. High-quality finish ramp profiles for prestigious installations. Hidden screw fixing through base.

Grade: 304L Stainless Steel.

BR17/70

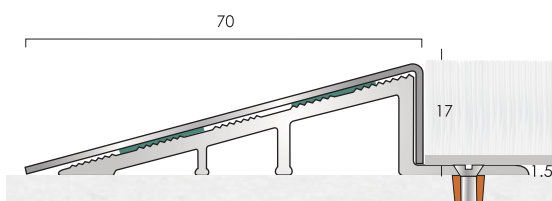


Aluminium with bonded brass cover - drilled

BR17/70

Finishes Available	Stock Length	Length/ Tube
Polished Brass	2.000m	6
Satin Brass	2.000m	6
Antique Brass	2.000m	6
Antique Bronze	2.000m	6

SR17/70




Aluminium with bonded stainless steel cover - drilled

SR17/70

Finishes Available	Stock Length	Length/ Tube
Bright Stainless Steel	2.500m	6
Brushed Stainless Steel	2.500m	6

Finishes



Samples Available
Fixings not supplied



To Special Order



Screw sizes:
size 6 SLE • SR8
size 8 SR12 • SR20

STICK FIX™ Stainless Steel Ramp Flooring Profiles

Stainless Steel finishing trims where floors adjoin at different levels.

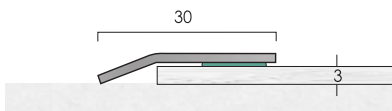
Supplied undrilled with **STICK FIX™** tape pre-applied for rapid install time, no screws installation. Designed to be no risk to underfloor cables and pipes.

Also available drilled for mechanical fixings.

The product codes shown are for drilled, for **STICK FIX™** option, add 'SF' at the end.

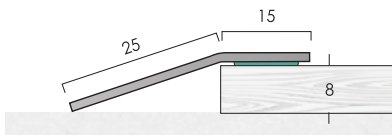
Grade: 304L Stainless Steel.

SLE



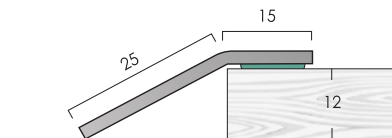
Gauge = 1.5mm

SR8



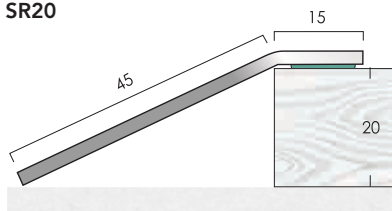
Gauge = 1.5mm

SR12



Gauge = 2.0mm

SR20



Gauge = 2.0mm

SLE

Finishes Available	Stock Length	Length/ Tube
Bright Stainless Steel	2.000m	6
Brushed Stainless Steel	2.000m	6

SR8

Finishes Available	Stock Length	Length/ Tube
Bright Stainless Steel	2.000m	6
Brushed Stainless Steel	2.000m	6

SR12

Finishes Available	Stock Length	Length/ Tube
Bright Stainless Steel	2.000m	6
Brushed Stainless Steel	2.000m	6

SR20

Finishes Available	Stock Length	Length/ Tube
Bright Stainless Steel	2.000m	6
Brushed Stainless Steel	2.000m	6

Finishes



Bright
Stainless Steel



Brushed
Stainless Steel



To Special Order



Samples Available

Fixings not supplied




Screw size: size 6

Stainless Steel Ramp Flooring Profiles

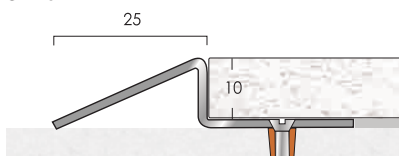
Stainless steel ramp designed for use where floors adjoin at different levels to protect the edges of the flooring material. Suitable for 10mm, 12mm and 14mm matting and ceramic tiles.

Supplied drilled through the horizontal tail plate for concealed mechanical fixing.

Other sizes available to special order. 

Grade: 304L Stainless Steel.

SR10

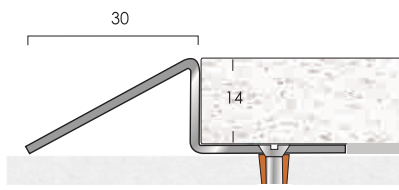


Gauge = 0.9mm

SR10

Finishes Available	Stock Length	Length/ Tube
Bright Stainless Steel	2.000m	6
Brushed Stainless Steel	2.000m	6

SR14

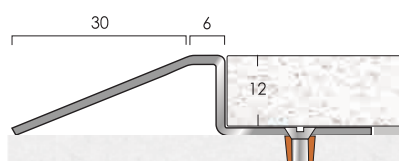


Gauge = 0.9mm

SR14

Finishes Available	Stock Length	Length/ Tube
Bright Stainless Steel	2.000m	6
Brushed Stainless Steel	2.000m	6

FTRS 12



Gauge = 1.2mm

FTRS 12

Finishes Available	Stock Length	Length/ Tube
Bright Stainless Steel	2.000m	6
Brushed Stainless Steel	2.000m	6

Finishes



Bright Stainless Steel



Brushed Stainless Steel



To Special Order



Samples Available

Fixings not supplied

KLIKS® Clip In Flooring Profiles System

Aluminium, Brass, Stainless Steel & uPVC





Clip In Systems

In this section you will find information on flooring profiles with a system where the base is fixed to the subfloor prior to the flooring being laid, and finally the top profile being fitted into the base, finishing the installation.

KLIKS® Primary Application: Commercial Environments

Comprising twin, ramp and end-stop profiles in a variety of metals and finishes.

Including:



Brass



Aluminium



Chrome



Antique



Stainless Steel

Suitable with:



Timber



Stone



Ceramics



Carpet

Height adjustable uPVC bases.

KLIKS SLIM® Primary Application: High-End Residential and Light Commercial Environments

Comprising slim style twin, ramp and end-stop profiles in a variety of metals and finishes.

Including:



Brass



Aluminium



Chrome



Antique



Stainless Steel

Suitable with:



Laminates



Stone



Ceramics



Carpet

Height adjustable uPVC bases.

KLIKS SPECTRUM ZIP® Primary Application: Commercial and Retail Environments

Formable into curves on site with uPVC bases.

Comprising twin top and ramp top profiles in a selection of colours.



Suitable with:



Timber



Stone



Ceramics



Carpet

Height adjustable uPVC bases.



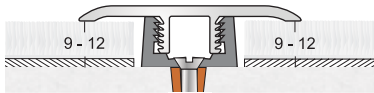
Samples Available



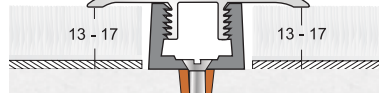
KLIKS® Clip In Flooring Profiles System

Examples of Tops & Bases Combinations

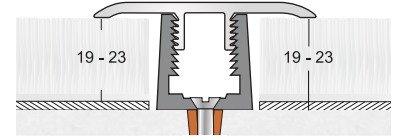
Twin top joining profiles



Kliks Twin Top
with
KB1 Base

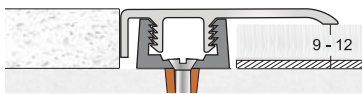


Kliks Twin Top
with
KB2 Base

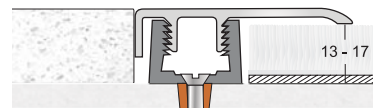


Kliks Twin Top
with
KB3 Base

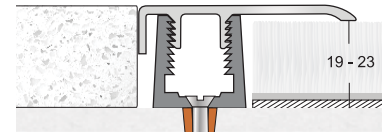
End stop for wall perimeter finishing profiles



Kliks End Stop
with
KB1 Base

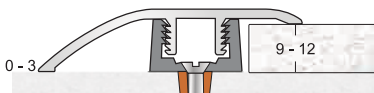


Kliks End Stop
with
KB2 Base

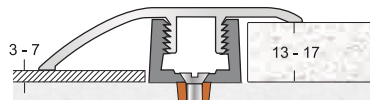


Kliks End Stop
with
KB3 Base

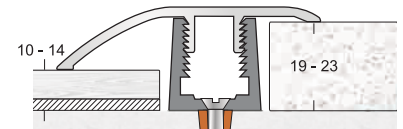
For junctions where floors are at different levels



Kliks Ramp
with
KB1 Base




Kliks Ramp
with
KB2 Base



Kliks Ramp
with
KB3 Base



Samples Available



Base shown with **KLIKS®** Twin Top

KLIKS® Clip In Flooring Profiles System - Bases

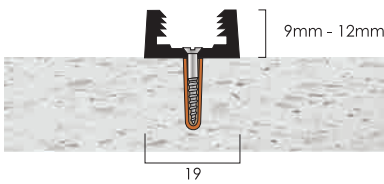
uPVC bases for **KLIKS®** tops, supplied pre-drilled. Select base dependent upon height of floor covering. Bases have interlocking barb design for height adjustment when tops are secured.

KB1, KB2, & KB3 profiles contain up to:



80% Recycled factory waste streams

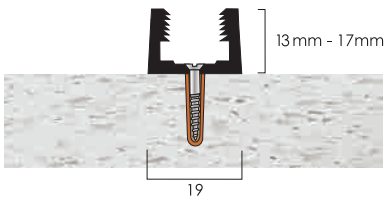
KB1



KB1

Colour	Stock Length	Length/ Tube
Black	2.715m	6
Black	2.715m	50

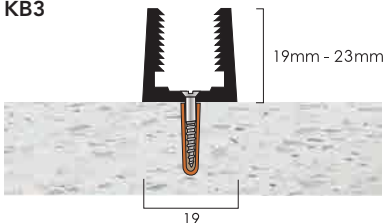
KB2



KB2

Colour	Stock Length	Length/ Tube
Black	2.715m	6
Black	2.715m	50

KB3




KB3

Colour	Stock Length	Length/ Tube
Black	2.715m	6
Black	2.715m	50

Method of Installation:

A: Subfloor



B: Base fitted



Adhesive and Screws

C: Flooring fitted to base



D: Top fitted into base



Base shown installed with Klinks Twin Top



Samples Available
Fixings not supplied



KLIKS SLIM® Clip In Flooring Profiles System

Neat • Slim • High-End Finishes.

For residential and commercial applications. Tops can be fitted into a wide range of bases to suit a wide variety of floorings.

Examples of Tops & Bases Combinations

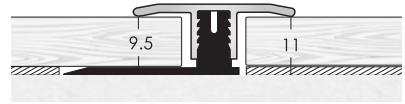
Twin top joining profiles



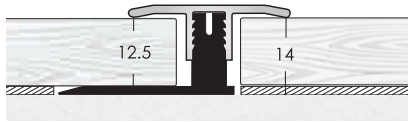
TSO KLIKS SLIM Twin Top with KKSBA2 Aluminium Base



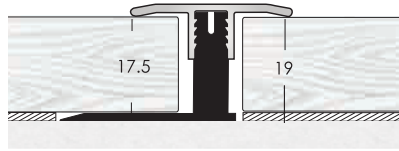
KLIKS SLIM Twin Top with KKSBP9.5 uPVC Base



KLIKS SLIM Twin Top with KKSBP12 uPVC Base

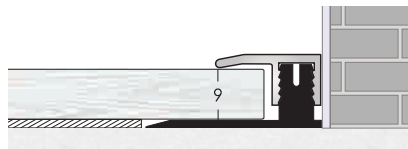


KLIKS SLIM Twin Top with KKSBP15 uPVC Base




KLIKS SLIM Twin Top with KKSBP20 uPVC Base

End stop & wall perimeter finishing profiles



KLIKS SLIM End Stop with KKSBP12 uPVC Base

Compatible with other bases



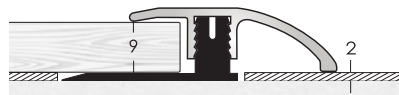
TSO KLIKS SLIM End Stop with Expansion/Compression feature with KKSBP12 uPVC Base

Compatible with other bases

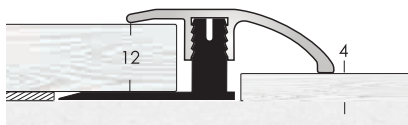
For junctions where floors are at different levels



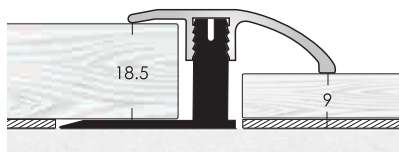
KLIKS SLIM Ramp Top with KKSBP9.5 uPVC Base



KLIKS SLIM Ramp Top with KKSBP12 uPVC Base



KLIKS SLIM Ramp Top with KKSBP15 uPVC Base




KLIKS SLIM Ramp Top with KKSBP20 uPVC Base



To Special Order



Samples Available



KLIKS SLIM® Clip In Flooring Profiles System - Bases

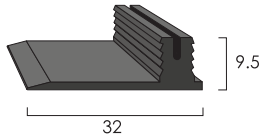
For use with KLIKS SLIM® Tops. Range of uPVC bases available, suitable for ceramic and laminate/timber floor.

KKSBP9.5, 12, 15 & 20 profiles contain up to:



80% Recycled factory waste streams

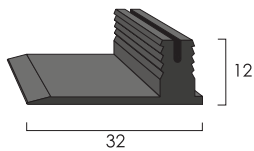
KKSBP9.5



KKSBP9.5

Colour	Stock Length	Length/ Tube
Black	0.900m	6
Black	2.715m	6
Black	2.715m	50

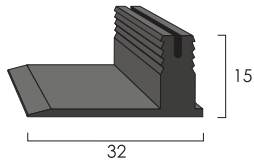
KKSBP12



KKSBP12

Colour	Stock Length	Length/ Tube
Black	0.900m	6
Black	2.715m	6
Black	2.715m	50

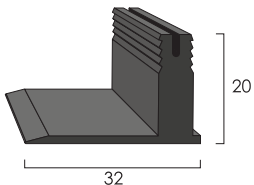
KKSBP15



KKSBP15

Colour	Stock Length	Length/ Tube
Black	0.900m	6
Black	2.715m	6
Black	2.715m	50

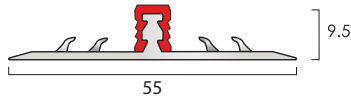
KKSBP20



KKSBP20

Colour	Stock Length	Length/ Tube
Black	0.900m	6
Black	2.715m	6
Black	2.715m	50

KKSBA2




KKSBA2

Finishes Available	Stock Length	Length/ Tube
Mill Aluminium	2.715m	6

Method of Installation:

A: Subfloor



B: Base fitted




Adhesive and Screws

C: Flooring fitted to base



D: Top fitted into base



Samples Available
Fixings not supplied

KLIKS® Clip In Flooring Profiles System Aluminium

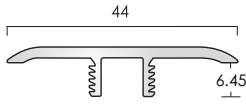




KLIKS® Twin Tops

Kliks Twin Top profiles are installed using uPVC bases with interlocking barb design for height adjustment.

KLIKS TWIN TOP
Aluminium



KLIKS TWIN TOP

Finish Available	Stock Length	Length/ Tube
KK122		
Polished Aluminium	2.715m	6
KK132		
Satin Aluminium	2.715m	6

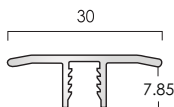
Install with KLIKS Bases: uPVC - KB1, KB2, KB3. See page 57.



KLIKS SLIM® Twin Tops

Kliks Slim Twin Top profiles are installed using uPVC bases with interlocking barb design for height adjustment.

KLIKS SLIM TWIN TOP
Aluminium




KKSLTTDHC

Finishes Available	Stock Length	Length/ Tube
Brushed Stainless	2.715m	6
Bright	2.715m	6
Bronze	2.715m	6
Light Bronze	2.715m	6
Pewter	2.715m	6
Onyx Black	2.715m	6
Designer Satin	2.715m	6
Brushed Brass	2.715m	6

Install with KLIKS SLIM Bases: uPVC - KKSBP9.5, KKSBP12, KKSBP15, KKSBP20 & Aluminium - KKSBA2. See page 57.

DHC Designer Finishes



Designer Home Collection finishes are anodised finishes and shades can vary from batch to batch.

Standard Finishes



Polished Aluminium
Satin Aluminium



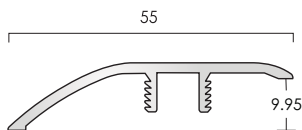
Samples Available
Fixings not supplied



KLIKS® Ramp Tops

Kliks Ramp Top profiles are installed using uPVC bases with interlocking barb design for height adjustment.

KLIKS RAMP TOP



KLIKS RAMP TOP

Finish Available	Stock Length	Length/ Tube
KK123		
Polished Aluminium	2.715m	6
KK133		
Satin Aluminium	2.715m	6

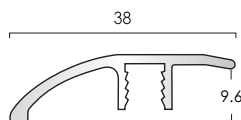
Install with KLIKS Bases: uPVC - KB1, KB2, KB3. See page 58.



KLIKS SLIM® Ramp Tops

Kliks Slim Ramp Top profiles are installed using uPVC bases with interlocking barb design for height adjustment.

KLIKS SLIM RAMP TOP **DESIGNER** HOME COLLECTION ↑




KKSLRDHC

Finishes Available	Stock Length	Length/ Tube
Brushed Stainless	2.715m	6
Bright	2.715m	6
Bronze	2.715m	6
Light Bronze	2.715m	6
Pewter	2.715m	6
Onyx Black	2.715m	6
Designer Satin	2.715m	6
Brushed Brass	2.715m	6

Install with KLIKS SLIM Bases: uPVC - KKSBP9.5, KKSBP12, KKSBP15, KKSBP20. See page 58.

DHC Designer Finishes



Brushed Stainless Bright Bronze Light Bronze Pewter Onyx Black Designer Satin Brushed Brass

Designer Home Collection finishes are anodised finishes and shades can vary from batch to batch.

Standard Finishes



Polished Aluminium Satin Aluminium

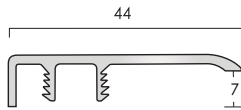


Samples Available

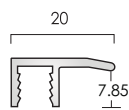
Fixings not supplied



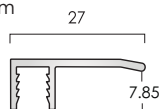
KLIKS END STOP
Aluminium



KLIKS SLIM END STOP
Aluminium

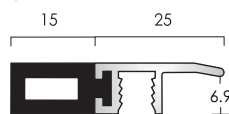


KLIKS SLIM LONG END STOP
Aluminium



KLIKS SLIM END STOP
with expansion/compression feature

Aluminium/TPE

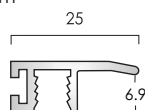


Expansion/Compression Feature Colours




KLIKS SLIM END STOP
without expansion/compression feature

Aluminium



Finishes



Satin Aluminium Polished Aluminium

KLIKS® & KLIKS SLIM® End Stops & Wall Perimeter Finishing Profiles

KLIKS END STOP

Finishes Available	Stock Length	Length/Tube
KK121		
Polished Aluminium	2.715m	6
KK131		
Satin Aluminium	2.715m	6

Install with KLIKS Bases: uPVC - KB1, KB2, KB3. See page 59.

KLIKS SLIM END STOP

Finishes Available	Stock Length	Length/Tube
KKSL121		
Polished Aluminium	2.715m	6
KKSL131		
Satin Aluminium	2.715m	6

Install with KLIKS SLIM Bases: uPVC - KKSBP9.5, KKSBP12, KKSBP15, KKSBP20. See page 59.

KLIKS SLIM LONG END STOP

Finishes Available	Stock Length	Length/Tube
KKSL2712		
Polished Aluminium	2.715m	6
KKSL2713		
Satin Aluminium	2.715m	6

Install with KLIKS SLIM Bases: uPVC - KKSBP9.5, KKSBP12, KKSBP15, KKSBP20. See page 59.

KLIKS SLIM END STOP WITH EXPANSION/COMPRESSION FEATURE TSO

Finishes Available	Stock Length	Length/Tube
KKSL24ES12		
Polished Aluminium	2.715m	6
KKSL24ES13		
Satin Aluminium	2.715m	6

Install with KLIKS SLIM Bases: uPVC - KKSBP9.5, KKSBP12, KKSBP15, KKSBP20. See page 59.

KLIKS SLIM END STOP WITHOUT EXPANSION/COMPRESSION FEATURE TSO

Finishes Available	Stock Length	Length/Tube
KKSL2412		
Polished Aluminium	2.715m	6
KKSL2413		
Satin Aluminium	2.715m	6

Install with KLIKS SLIM Bases: uPVC - KKSBP9.5, KKSBP12, KKSBP15, KKSBP20. See page 59.



To Special Order



Samples Available
Fixings not supplied

KLIKS® Clip In Flooring Profiles System

Brass

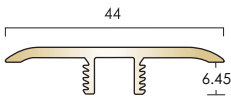




KLIKS® Solid Brass Twin Tops TSO

Designed to adjoin two floors at the same level, Kliks Twin Top profiles are installed using uPVC bases with interlocking barb design for height adjustment.

KLIKS TWIN TOP BRASS



KLIKS TWIN TOP BRASS

Finishes Available	Stock Length	Length/ Tube
KK2		
Polished Brass	2.715m	6
KK201		
Satin Brass	2.715m	6
KK202		
Antique Brass	2.715m	6
KK212		
Antique Bronze	2.715m	6
KK222		
Chrome	2.715m	6

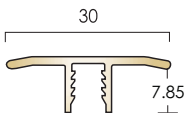
Install with KLIKS Bases: uPVC - KB1, KB2, KB3. See page 53.



KLIKS SLIM® Solid Brass Twin Tops TSO

Designed to adjoin two floors at the same level, Kliks Slim Twin Top profiles are installed using uPVC bases with interlocking barb design for height adjustment.

KLIKS SLIM TWIN TOP




KLIKS SLIM TWIN TOP

Finishes Available	Stock Length	Length/ Tube
KKSL2		
Polished Brass	0.900m 2.715m	6 6
KKSL201		
Satin Brass	0.900m 2.715m	6 6
KKSL20		
Antique Brass	0.900m 2.715m	6 6
KKSL21		
Antique Bronze	0.900m 2.715m	6 6
KKSL22		
Chrome	0.900m 2.715m	6 6
KKSL42		
Satin Chrome	0.900m 2.715m	6 6

Install with KLIKS SLIM Bases: uPVC - KKSBP9.5, KKSBP12, KKSBP15, KKSBP20 or aluminium base KKSBA2. See page 55.

Finishes



Polished Brass Satin Brass Antique Brass Antique Bronze Chrome Satin Chrome



To Special Order



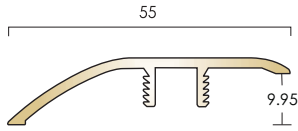
Samples Available
Fixings not supplied



KLIKS® Solid Brass Ramp Tops **TSO**

Designed to adjoin two floors of differing heights, Kliks Ramp Top profiles are installed using uPVC bases with interlocking barb design for height adjustment.

KLIKS RAMP TOP BRASS



KLIKS RAMP TOP BRASS

Finishes Available	Stock Length	Length/ Tube
KK3		
Polished Brass	2.715m	6
KK301		
Satin Brass	2.715m	6
KK203		
Antique Brass	2.715m	6
KK213		
Antique Bronze	2.715m	6
KK223		
Chrome	2.715m	6

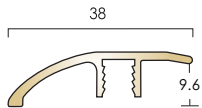
Install with KLIKS Bases: uPVC - KB1, KB2, KB3. See page 53.



KLIKS SLIM® Solid Brass Ramp Tops **TSO**

Designed to adjoin two floors of differing heights, Kliks Slim Ramp Top profiles are installed using uPVC bases with interlocking barb design for height adjustment.

KLIKS SLIM RAMP TOP BRASS




KLIKS SLIM RAMP TOP BRASS

Finishes Available	Stock Length	Length/ Tube
KKSLR3		
Polished Brass	0.900m	6
	2.715m	6
KKSLR301		
Satin Brass	0.900m	6
	2.715m	6
KKSLR203		
Antique Brass	0.900m	6
	2.715m	6
KKSLR213		
Antique Bronze	0.900m	6
	2.715m	6
KKSLR223		
Chrome	0.900m	6
	2.715m	6
KKSLR243		
Satin Chrome	0.900m	6
	2.715m	6

Install with KLIKS SLIM Bases:
uPVC - KKSBP9.5, KKSBP12, KKSBP15, KKSBP20. See page 55.

Finishes



Polished Brass Satin Brass Antique Brass Antique Bronze Chrome Satin Chrome



To Special Order



Samples Available

Fixings not supplied



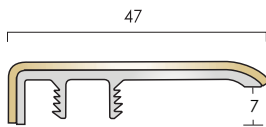
KLIKS® End Stops & Wall Perimeter Finishing Profiles **TSO**

Designed to enhance the appearance of the floor and to allow for expansion with timber floor installations, Kliks End Stop profiles are installed using uPVC bases with interlocking barb design for height adjustment.

Suitable for timber and stone flooring.

KLIKS END STOP

Aluminium with brass top



KLIKS END STOP

Finishes Available	Stock Length	Length/ Tube
KK1		
Polished Brass	2.000m	6
KK101		
Satin Brass	2.000m	6
KK210		
Antique Brass	2.000m	6
KK211		
Antique Bronze	2.000m	6

Install with KLIKS Bases: uPVC - KB1, KB2, KB3. See page 53.



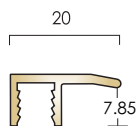
KLIKS SLIM® Solid Brass End Stop Profiles **TSO**

Designed to enhance the appearance of the floor and to allow for expansion with timber floor installations, Kliks Slim End Stop profiles are installed using uPVC bases with interlocking barb design for height adjustment.

Suitable for timber and stone flooring.

KLIKS SLIM END STOP

Solid Brass




KLIKS SLIM END STOP

Finishes Available	Stock Length	Length/ Tube
KKSL1		
Polished Brass	2.715m	6
KKSL101		
Satin Brass	2.715m	6
KKSL210		
Antique Brass	2.715m	6
KKSL211		
Antique Bronze	2.715m	6

Install with KLIKS SLIM Bases:
uPVC - KKSBP9.5, KKSBP12, KKSBP15, KKSBP20. See page 55.

Finishes



Polished Brass Satin Brass Antique Brass Antique Bronze



To Special Order



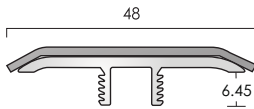
Samples Available
Fixings not supplied

KLIKS® Clip In Flooring Profiles System Stainless Steel





KLIKS TWIN TOP
Aluminium with stainless steel top



KLIKS® Twin Tops

Designed to adjoin two floors at the same level, Kliks Twin Top profiles are installed using uPVC bases with interlocking barb design for height adjustment.

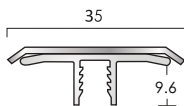
KLIKS TWIN TOP

Finishes Available	Stock Length	Length/ Tube
KK225		
Bright Stainless Steel	2.500m	6
KK235		
Brushed Stainless Steel	2.500m	6

Install with KLIKS Bases: uPVC - KB1, KB2, KB3. See page 53.



KLIKS SLIM TWIN TOP
Aluminium with stainless steel top



KLIKS SLIM® Twin Tops

Designed to adjoin two floors at the same level, Kliks Slim Twin Top profiles are installed using uPVC bases with interlocking barb design for height adjustment.

KLIKS SLIM TWIN TOP

Finishes Available	Stock Length	Length/ Tube
KKSL225		
Bright Stainless Steel	1.000m	6
Bright Stainless Steel	2.000m	6
KKSL235		
Brushed Stainless Steel	1.000m	6
Brushed Stainless Steel	2.000m	6

Install with KLIKS SLIM Bases: uPVC - KKSBP9.5, KKSBP12, KKSBP15, KKSBP20 or aluminium base KKSBA2. See page 55.



Finishes



Bright Stainless Steel



Brushed Stainless Steel



Samples Available
Fixings not supplied

KLIKS Spectrum Zip® uPVC Clip In System






KLIKS SPECTRUM ZIP® uPVC Colour Option Clip In System Formable Profiles

Installation

KLIKS® profiles have been designed for simple installation. With versatile height adjustment bases, the KLIKS SPECTRUM ZIP® range is quick and easy to install.



Stage 1:

Bases are secured to the sub-floor with adhesive* and No.6 countersunk screws.



adhesive and screws


Stage 2:

Once the base is firmly secured to the sub-floor, the flooring can be laid up to the base section.



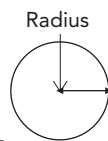
Stage 3:

The top section may then be fitted by hand or using a soft mallet if necessary.



Formable On Site

The following table shows the minimum radii of KLIKS SPECTRUM ZIP® curves when tops are fitted in a KB1 base at normal room temperature.



Profile	Radius (m)	Tail Position
KSP5	1.5m	
KSP6 KSP73	1.5m	Tail of ramp on the outer edge of circle
KSP6 KSP73	1.7m	Tail of ramp on the inside of circle
KSP2 KSP3	1.5m 1.7m	Tail of ramp on the outer edge of circle

Maintenance

PVC flooring profiles should be cleaned with a mild detergent with water and a damp cloth, ensuring that the profile is wiped dry before allowing traffic to return to the area.

Polishes and industrial cleaning agents should not be used on PVC flooring profiles.

*CAT recommend the use of STYCCO FLEX by F. Ball and Co Ltd, subject to following their product technical data sheet, safety data sheet and installation guidelines, available in full from: www.f-ball.com

Installation Environment

Care should be taken that the profiles are not fitted or stored, prior to fitting, in extreme conditions of cold or warmth.

The ideal conditions for fitting are with temperatures in the range of 15°C to 25°C. Allowing a period of acclimatisation will assist in achieving a satisfactory result.

Ensure when fitting the tops into the bases, the profile section is not heated with hot air guns/hot water which can lead to material being inadvertently stretched whilst being fitted into position.

If the profiles are stretched during installation they will, over time, revert to their original size, leaving gaps at the joints and ends.

Joints

The base profiles joints should be staggered with a minimum overlap of 150mm.

Wherever possible, position the joints away from the main traffic areas.

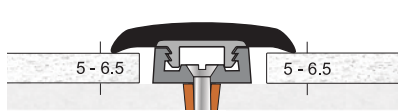
When using the profiles in curved situations, it is recommended that an adhesive fix be also applied into the base (50mm along) at the joints.



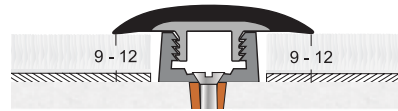
KLIKS SPECTRUM ZIP® uPVC Colour Option Clip in Flooring Profiles System

Typical applications includes carpet to ceramic, carpet to timber and timber to timber. **KLIKS SPECTRUM ZIP®** is curvable on site when installed with uPVC bases.

Twin Top Joining Profiles



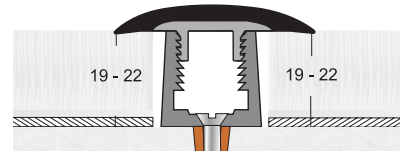
KSP2 Twin Top with KB4 Base



KSP5 Twin Top with KB1 Base

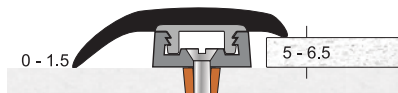


KSP5 Twin Top with KB2 Base

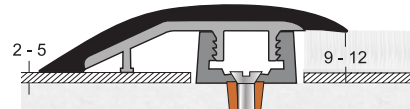


KSP5 Twin Top with KB3 Base

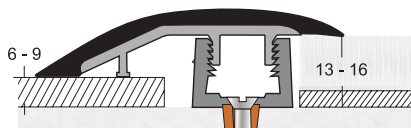
Ramp Profiles



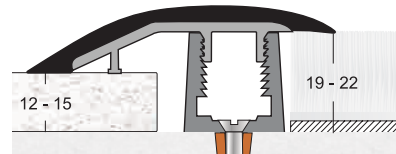
KSP3 Ramp Top with KB4 Base



KSP6 Ramp Top with KB1 Base



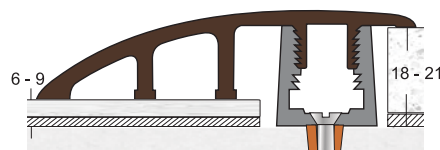
KSP6 Ramp Top with KB2 Base



KSP6 Ramp Top with KB3 Base



KSP73 Ramp Top with KB2 Base



KSP73 Ramp Top with KB3 Base



KLIKS SPECTRUM ZIP® Bases uPVC Clip In Flooring Profiles System

KB1, KB2, KB3 & KB4 profiles contain up to



80% Recycled factory waste streams

KB4

For use with KSP2 and KSP3 tops



KB4

Colour	Stock Length	Length/ Tube
Black	2.715m	6

KB1 • KB2 • KB3 bases for use with KSP5 • KSP6 tops.
Use KB2 and KB3 bases with KSP73 top.


KB1



KB1

Colour	Stock Length	Length/ Tube
Black	2.715m	6

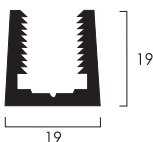
KB2



KB2

Colour	Stock Length	Length/ Tube
Black	2.715m	6

KB3



KB3

Colour	Stock Length	Length/ Tube
Black	2.715m	6



Samples Available
Fixings not supplied



KLIKS SPECTRUM ZIP® Tops uPVC Clip In Flooring Profiles System

For use with uPVC bases.

When installing runs over 2.715m always overlap top joints by a minimum of 150mm over base joints.

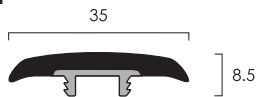
KSP2, KSP3, KSP5, KSP6 & KSP73 profiles contain up to



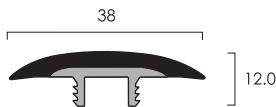
30% Recycled factory waste streams

Twin Tops

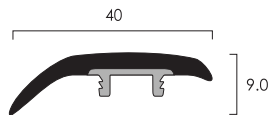
TWIN TOP
KSP2



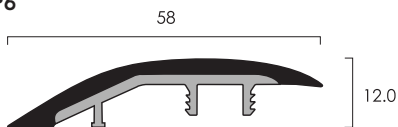
TWIN TOP
KSP5



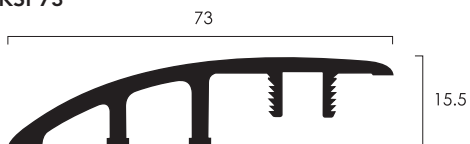
RAMP TOP
KSP3



RAMP TOP
KSP6



RAMP TOP
KSP73



KSP2

Colours Available	Stock Length	Length/ Tube
Black	2.715m	6
Granite	2.715m	6

KSP5

Colours Available	Stock Length	Length/ Tube
Black	2.715m	6
Granite	2.175m	6

Ramp Tops

KSP3

Colours Available	Stock Length	Length/ Tube
Black	2.715m	6
Granite	2.715m	6

KSP6

Colours Available	Stock Length	Length/ Tube
Black	2.715m	6
Granite	2.715m	6

KSP73

Colours Available	Stock Length	Length/ Tube
Black	2.715m	6
Granite	2.715m	6

Colours



Black Granite



Samples Available

Fixings not supplied

Perimeter Trims & Floor Edging Trims

Aluminium, Brass, Stainless
Steel & uPVC



Perimeter Trims

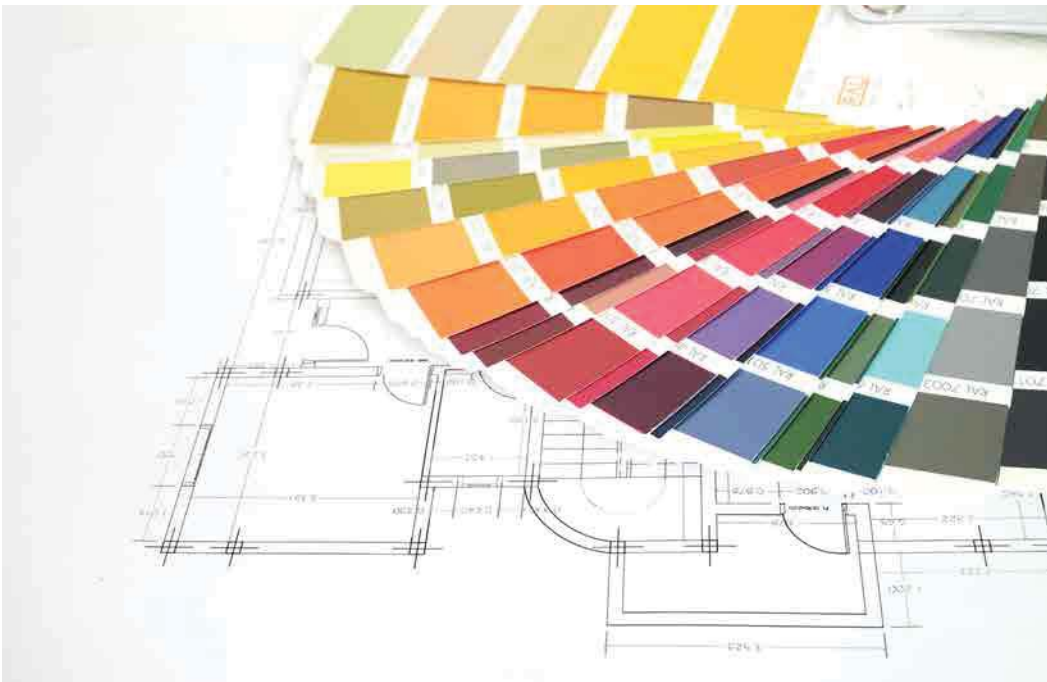
Powder Coat Finishes

Expanding our range of special finishes, CAT offers aluminium perimeter trims in a powder coat finish. This option is available, subject to minimum order quantities based on colour specifications.

When selecting powder coat finishes, it's important to assess the project and the installation environment.

CAT advises against using powder coating on floor profiles in areas with high foot traffic, as it's better suited for low footfall environments.

Powder coat is a type of coating applied as a free-flowing, dry powder, typically electrostatically, and then cured under heat to form a tough, durable 'skin' that outperforms conventional paint.



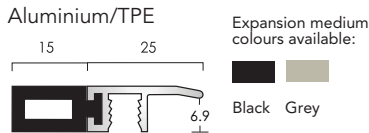


KLIKS® & KLIKS SLIM® Perimeter Floor Trims

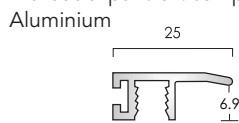
Designed to enhance the appearance of the floor and to allow for expansion with timber floor installations.

Suitable for timber and ceramic floors.

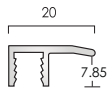
KLIKS SLIM END STOP with expansion/compression feature



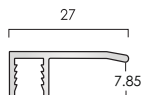
KLIKS SLIM END STOP without expansion/compression feature



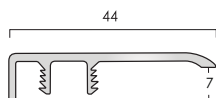
KLIKS SLIM END STOP Aluminium



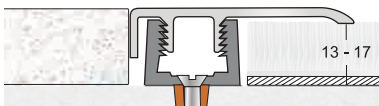
KLIKS SLIM LONG END STOP Aluminium



KLIKS END STOP Aluminium




Example application:



KLIKS End Stop with KB2 uPVC Base

Finishes



Polished Aluminium Satin Aluminium

KLIKS SLIM END STOP TSO

Finishes Available	Stock Length	Length/ Tube
KKSL24ES12		
Polished Aluminium	2.715m	6
KKSL24ES13		
Satin Aluminium	2.715m	6

Install with KLIKS SLIM Bases: uPVC - KKSBP9.5, KKSBP12, KKSBP15, KKSBP20. See page 55.

KLIKS SLIM END STOP TSO

Finishes Available	Stock Length	Length/ Tube
KKSL2412		
Polished Aluminium	2.715m	6
KKSL2413		
Satin Aluminium	2.715m	6

Install with KLIKS SLIM Bases: uPVC - KKSBP9.5, KKSBP12, KKSBP15, KKSBP20. See page 55.

KLIKS SLIM END STOP

Finishes Available	Stock Length	Length/ Tube
KKSL121		
Polished Aluminium	2.715m	6
KKSL131		
Satin Aluminium	2.715m	6

Install with KLIKS SLIM Bases: uPVC - KKSBP9.5, KKSBP12, KKSBP15, KKSBP20. See page 55.

KLIKS SLIM LONG END STOP

Finishes Available	Stock Length	Length/ Tube
KKSL2712		
Polished Aluminium	2.715m	6
KKSL2713		
Satin Aluminium	2.715m	6

Install with KLIKS SLIM Bases: uPVC - KKSBP9.5, KKSBP12, KKSBP15, KKSBP20. See page 55.

KLIKS END STOP

Finishes Available	Stock Length	Length/ Tube
KK121		
Polished Aluminium	2.715m	6
KK131		
Satin Aluminium	2.715m	6

Install with KLIKS Bases: uPVC - KB1, KB2, KB3. See page 53.

TSO Powder Coat Finishes



Powder coat finishes are available subject to minimum order quantities and colour specification.



To Special Order

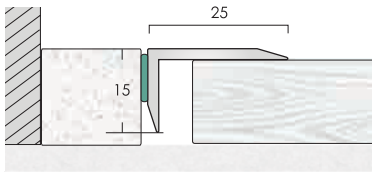


Samples Available
Fixings not supplied

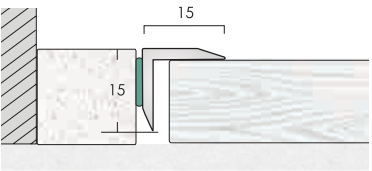


PERIMETER TRIMS

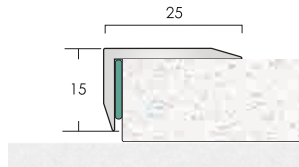
PTA 25/15 OSF



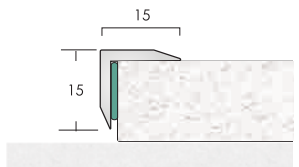
PTA 15/15 OSF



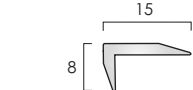
PTA 25/15 ISF



PTA 15/15 ISF



PTA 15/8



Finishes



Mill Aluminium Polished Aluminium Satin Aluminium

Aluminium Perimeter Trims

Supplied undrilled with **STICK FIX™** tape pre-applied. Designed to enhance the appearance of the floor and to allow for expansion with timber floor installations.

Suitable for timber and stone floors.

Profiles are made in 2.0mm gauge.



PTA 25/15 OSF

Finishes Available	Stock Length	Length/ Tube
Mill Aluminium	2.715m	6
Polished Aluminium	2.715m	6
Satin Aluminium	2.715m	6



PTA 15/15 OSF

Finishes Available	Stock Length	Length/ Tube
Mill Aluminium	2.715m	6
Polished Aluminium	2.715m	6
Satin Aluminium	2.715m	6

Floor Edging Trims

Aluminium Perimeter Floor Trims can also be used as Floor Edging Trims. For this purpose, the **STICK FIX™** tape is pre-affixed to the internal face of the vertical, as shown below.

Please note, PTA15/8 profile is suitable for adhesive fixing only.

Profiles are made in 2.0mm gauge.



PTA 25/15 ISF

Finishes Available	Stock Length	Length/ Tube
Mill Aluminium	2.715m	6
Polished Aluminium	2.715m	6
Satin Aluminium	2.715m	6



PTA 15/15 ISF

Finishes Available	Stock Length	Length/ Tube
Mill Aluminium	2.715m	6
Polished Aluminium	2.715m	6
Satin Aluminium	2.715m	6

PTA 15/8

Finishes Available	Stock Length	Length/ Tube
Mill Aluminium	3.000m	6
Satin Aluminium	3.000m	6

Please note that the finishes are to the top, visible edge only.

Where the finish is also required on another facet of the profile, please consult with the sales office.

TSO Powder Coat Finishes



Powder coat finishes are available subject to minimum order quantities and colour specification.



To Special Order



Samples Available



Screw size: size 6

TIMBERLINE® Aluminium Perimeter Floor Trims

Designed to enhance the appearance of the floor and to allow for expansion with timber floor installations. Suitable for timber and ceramic floors.

Other sizes available to special order. **TSO**

Profiles are made in 1.5mm gauge.



TIMBERLINE 1/12A SF

Finish Available	Stock Length	Length/ Tube
Satin Aluminium	2.500m	6



TIMBERLINE 1/15A SF

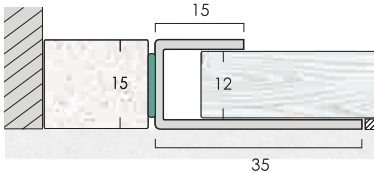
Finish Available	Stock Length	Length/ Tube
Satin Aluminium	2.500m	6



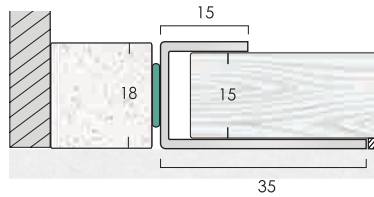
TIMBERLINE 1/22A SF

Finish Available	Stock Length	Length/ Tube
Satin Aluminium	2.500m	6

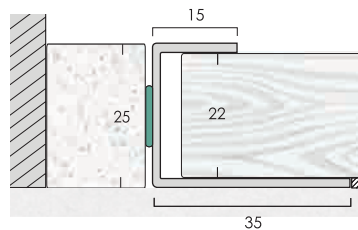
TIMBERLINE 1/12A SF



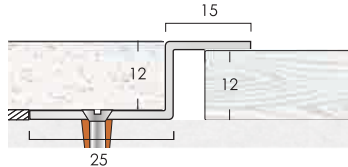
TIMBERLINE 1/15A SF



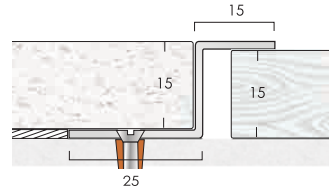
TIMBERLINE 1/22A SF



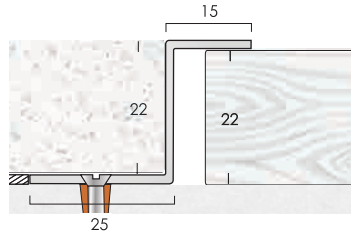
TIMBERLINE 2/12A



TIMBERLINE 2/15A



TIMBERLINE 2/22A



TIMBERLINE 2/12A

Finish Available	Stock Length	Length/ Tube
Satin Aluminium	2.500m	6

TIMBERLINE 2/15A

Finish Available	Stock Length	Length/ Tube
Satin Aluminium	2.500m	6

TIMBERLINE 2/22A

Finish Available	Stock Length	Length/ Tube
Satin Aluminium	2.500m	6

Finish



Satin Aluminium



To Special Order



Samples Available
Fixings not supplied



KLIKS® & KLIKS SLIM® Perimeter Floor Trims

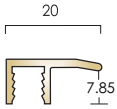
TSO

Designed to enhance the appearance of the floor and to allow for expansion with timber floor installations.

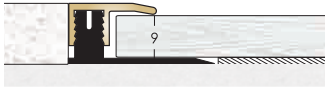
Suitable for timber and ceramic floors.

KLIKS SLIM END STOP

Solid Brass



Example application:



KLIKS SLIM End Stop with KKSBP12
uPVC Base

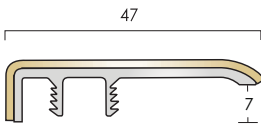
KLIKS SLIM END STOP

Finishes Available	Stock Length	Length/ Tube
KKSL1		
Polished Brass	2.715m	6
KKSL101		
Satin Brass	2.715m	6
KKSL210		
Antique Brass	2.715m	6
KKSL211		
Antique Bronze	2.715m	6

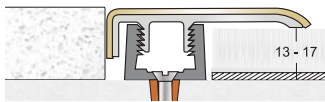
Install with KLIKS SLIM Bases: uPVC - KKSBP9.5, KKSBP12, KKSBP15, & KKSBP20. See page 55.

KLIKS END STOP

Aluminium With Brass Cover



Example application:




KLIKS End Stop with KB1 uPVC Base

KLIKS END STOP

Finishes Available	Stock Length	Length/ Tube
KK1		
Polished Brass	2.000m	6
KK101		
Satin Brass	2.000m	6
KK210		
Antique Brass	2.000m	6
KK211		
Antique Bronze	2.000m	6

Install with KLIKS Bases: uPVC - KB1, KB2, KB3. See page 53.

Finishes



Polished Brass Satin Brass Antique Brass Antique Bronze



To Special Order



Samples Available

Fixings not supplied



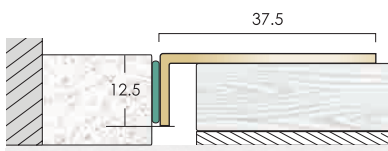
Solid Brass Perimeter Trims **TSO**

Supplied undrilled with **STICK FIX™** tape pre-applied. Designed to enhance the appearance of the floor and to allow for expansion with timber floor installations.

Suitable for timber and stone floors.

Profiles are made in 1.5mm gauge.

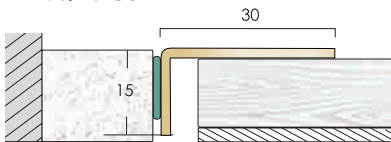
BME OSF



BME OSF

Finishes Available	Stock Length	Length/Tube
Polished Brass	2.000m	6
Satin Brass	2.000m	6
Antique Brass	2.000m	6
Antique Bronze	2.000m	6

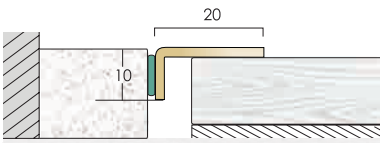
BA30/15 OSF



BA30/15 OSF

Finishes Available	Stock Length	Length/Tube
Polished Brass	2.000m	6
Satin Brass	2.000m	6
Antique Brass	2.000m	6
Antique Bronze	2.000m	6

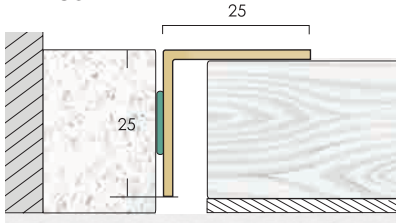
BA20/10 OSF



BA20/10 OSF

Finishes Available	Stock Length	Length/Tube
Polished Brass	2.000m	6
Satin Brass	2.000m	6
Antique Brass	2.000m	6
Antique Bronze	2.000m	6

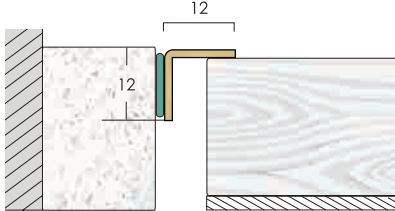
BA OSF



BA OSF

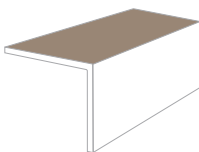
Finishes Available	Stock Length	Length/Tube
Polished Brass	2.000m	6
Satin Brass	2.000m	6
Antique Brass	2.000m	6
Antique Bronze	2.000m	6

BA12/12 OSF



BA12/12 OSF

Finishes Available	Stock Length	Length/Tube
Polished Brass	2.000m	6
Satin Brass	2.000m	6
Antique Brass	2.000m	6
Antique Bronze	2.000m	6



Please note that Antique finishes are to the top visible edge only on all profiles. Where the finish is also required on another facet of the profile, please consult with the sales office.

Finishes



Polished Brass Satin Brass Antique Brass Antique Bronze



To Special Order



Samples Available
Fixings not supplied



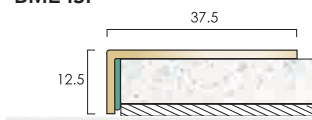
Solid Brass Floor Edging Trims **TSO**

Supplied undrilled with **STICK FIX™** tape pre-applied. Brass Perimeter Floor Trims can also be used as Floor Edging Trims.

For this purpose, the **STICK FIX™** tape is pre-affixed to the internal face of the vertical, as shown below.

Profiles are made in 1.5mm gauge.

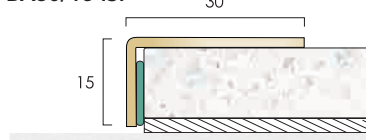
BME ISF



BME ISF

Finishes Available	Stock Length	Length/Tube
Polished Brass	2.000m	6
Satin Brass	2.000m	6
Antique Brass	2.000m	6
Antique Bronze	2.000m	6


BA30/15 ISF



BA30/15 ISF

Finishes Available	Stock Length	Length/Tube
Polished Brass	2.000m	6
Satin Brass	2.000m	6
Antique Brass	2.000m	6
Antique Bronze	2.000m	6

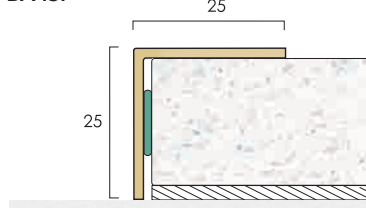
BA20/10 ISF



BA20/10 ISF

Finishes Available	Stock Length	Length/Tube
Polished Brass	2.000m	6
Satin Brass	2.000m	6
Antique Brass	2.000m	6
Antique Bronze	2.000m	6

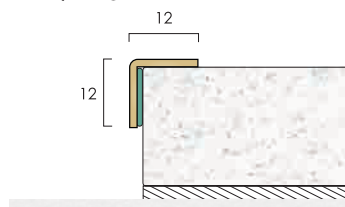
BA ISF



BA ISF

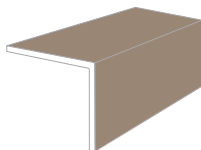
Finishes Available	Stock Length	Length/Tube
Polished Brass	2.000m	6
Satin Brass	2.000m	6
Antique Brass	2.000m	6
Antique Bronze	2.000m	6

BA12/12 ISF



BA12/12 ISF

Finishes Available	Stock Length	Length/Tube
Polished Brass	2.000m	6
Satin Brass	2.000m	6
Antique Brass	2.000m	6
Antique Bronze	2.000m	6



Please note that Antique finishes are to the visible edge only on all profiles. Where the finish is also required on another facet of the profile, please consult with the sales office.

Finishes



Polished Brass Satin Brass Antique Brass Antique Bronze



To Special Order



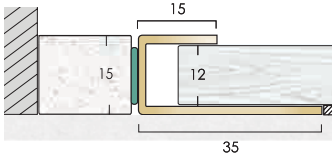
Samples Available

Fixings not supplied

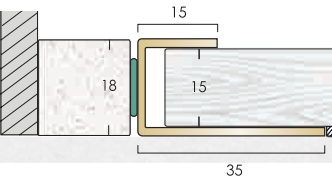


Screw size: size 6

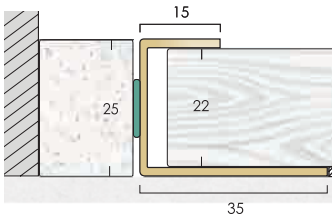
TIMBERLINE 1/12B SF



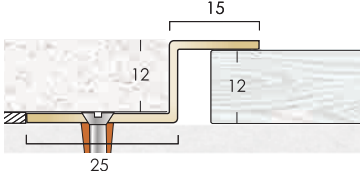
TIMBERLINE 1/15B SF



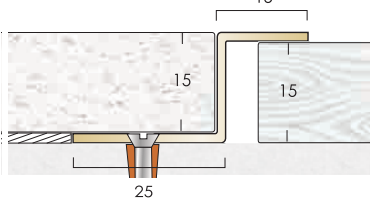
TIMBERLINE 1/22B SF



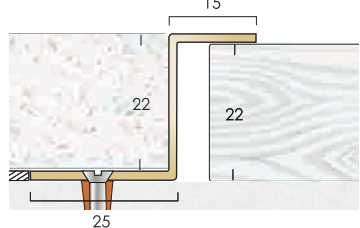
TIMBERLINE 2/12B




TIMBERLINE 2/15B



TIMBERLINE 2/22B



Finishes



Polished Brass Satin Brass Antique Brass Antique Bronze

**TIMBERLINE®
Brass Perimeter Trims**

Designed to enhance the appearance of the floor and to allow for expansion with timber floor installations.

Suitable for timber and ceramic floors.

Other sizes available to special order.

Profiles are made in 1.5mm gauge.



TIMBERLINE 1/12B SF

Finishes Available	Stock Length	Length/Tube
Polished Brass	2.000m	6
Satin Brass	2.000m	6
Antique Brass	2.000m	6
Antique Bronze	2.000m	6



TIMBERLINE 1/15B SF

Finishes Available	Stock Length	Length/Tube
Polished Brass	2.000m	6
Satin Brass	2.000m	6
Antique Brass	2.000m	6
Antique Bronze	2.000m	6



TIMBERLINE 1/22B SF

Finishes Available	Stock Length	Length/Tube
Polished Brass	2.000m	6
Satin Brass	2.000m	6
Antique Brass	2.000m	6
Antique Bronze	2.000m	6

TIMBERLINE 2/12B

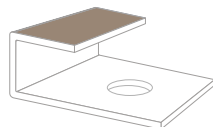
Finishes Available	Stock Length	Length/Tube
Polished Brass	2.000m	6
Satin Brass	2.000m	6
Antique Brass	2.000m	6
Antique Bronze	2.000m	6

TIMBERLINE 2/15B

Finishes Available	Stock Length	Length/Tube
Polished Brass	2.000m	6
Satin Brass	2.000m	6
Antique Brass	2.000m	6
Antique Bronze	2.000m	6

TIMBERLINE 2/22B

Finishes Available	Stock Length	Length/Tube
Polished Brass	2.000m	6
Satin Brass	2.000m	6
Antique Brass	2.000m	6
Antique Bronze	2.000m	6



Visible Top edge finish

Please note that Antique finishes are to the top visible edge only. Where the finish is also required on another facet of the profile, please consult with the sales office.



Samples Available
To Special Order
Fixings not supplied



To Special Order



Stainless Steel Perimeter Floor Trims

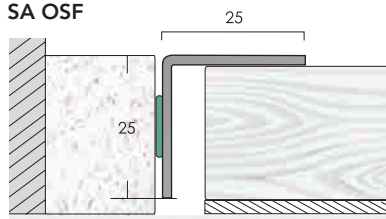
Supplied undrilled with **STICK FIX™** tape pre-applied. Designed to enhance the appearance of the floor and to allow for expansion with timber floor installations.

Suitable for timber and stone floors.

Other sizes available to special order. **TSO**

Profiles are made in 1.5mm gauge.

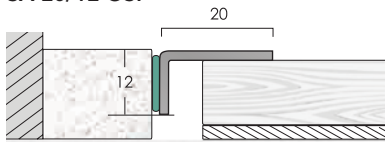
SA OSF



SA OSF

Finishes Available	Stock Length	Length/Tube
Bright Stainless Steel	2.000m	6
Brushed Stainless Steel	2.000m	6

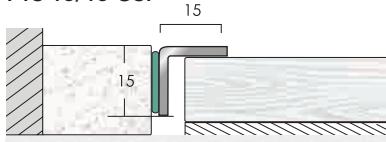
SA 20/12 OSF



SA 20/12 OSF

Finishes Available	Stock Length	Length/Tube
Bright Stainless Steel	2.000m	6
Brushed Stainless Steel	2.000m	6

PTS 15/15 OSF



PTS 15/15 OSF

Finishes Available	Stock Length	Length/Tube
Bright Stainless Steel	2.000m	6
Brushed Stainless Steel	2.000m	6

SME OSF



SME OSF

Finishes Available	Stock Length	Length/Tube
Bright Stainless Steel	2.000m	6
Brushed Stainless Steel	2.000m	6

Finishes



Bright
Stainless Steel



Brushed
Stainless Steel



To Special Order



Samples Available

Fixings not supplied



Stainless Steel Floor Edging Trims

Supplied undrilled with **STICK FIX™** tape pre-applied.

Stainless Steel Perimeter Floor Trims can also be used as Floor Edging Trims.

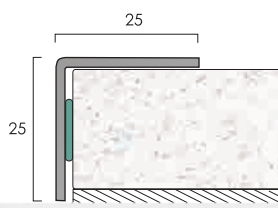
For this purpose, the **STICK FIX™** tape is pre-affixed to the internal face of the vertical, as shown below.

Suitable for timber and stone floors.

Other sizes available to special order. **TSO**

Profiles are made in 1.5mm gauge.

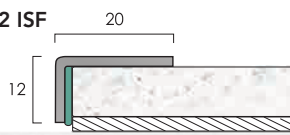
SA ISF



SA ISF

Finishes Available	Stock Length	Length/ Tube
Bright Stainless Steel	2.000m	6
Brushed Stainless Steel	2.000m	6

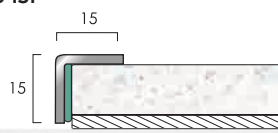
SA 20/12 ISF



SA 20/12 ISF

Finishes Available	Stock Length	Length/ Tube
Bright Stainless Steel	2.000m	6
Brushed Stainless Steel	2.000m	6

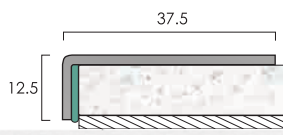
PTS 15/15 ISF



PTS 15/15 ISF

Finishes Available	Stock Length	Length/ Tube
Bright Stainless Steel	2.000m	6
Brushed Stainless Steel	2.000m	6

SME ISF



SME ISF

Finishes Available	Stock Length	Length/ Tube
Bright Stainless Steel	2.000m	6
Brushed Stainless Steel	2.000m	6

Finishes



Bright Stainless Steel



Brushed Stainless Steel



To Special Order

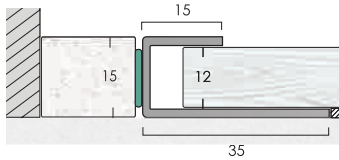


Samples Available
Fixings not supplied

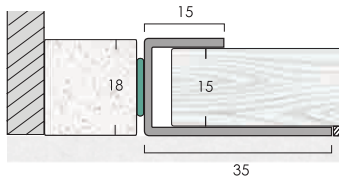


Screw size: size 6

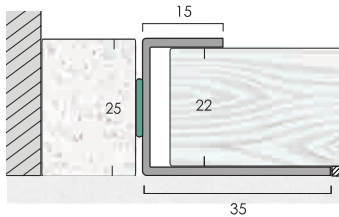
TIMBERLINE 1/12S SF



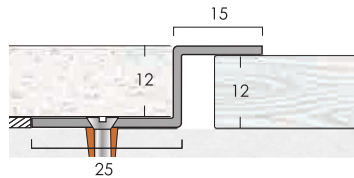
TIMBERLINE 1/15S SF



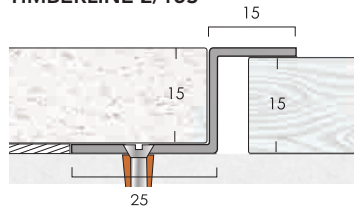
TIMBERLINE 1/22S SF



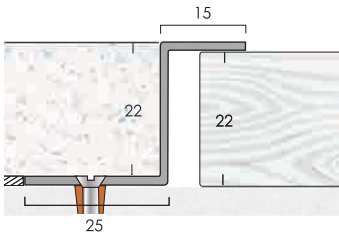
TIMBERLINE 2/12S



TIMBERLINE 2/15S



TIMBERLINE 2/22S



Finishes



Bright
Stainless Steel



Brushed
Stainless Steel

TIMBERLINE™ Stainless Steel Perimeter Trims

Designed to enhance the appearance of the floor and to allow for expansion with timber floor installations.

Suitable for timber and ceramic floors.

Other sizes available to special order. **TSO**

Profiles are made in 1.5mm gauge.



TIMBERLINE 1/12S SF

Finishes Available	Stock Length	Length/ Tube
Bright Stainless Steel	2.000m	6
Brushed Stainless Steel	2.000m	6



TIMBERLINE 1/15S SF

Finishes Available	Stock Length	Length/ Tube
Bright Stainless Steel	2.000m	6
Brushed Stainless Steel	2.000m	6



TIMBERLINE 1/22S SF

Finishes Available	Stock Length	Length/ Tube
Bright Stainless Steel	2.000m	6
Brushed Stainless Steel	2.000m	6

TIMBERLINE 2/12S

Finishes Available	Stock Length	Length/ Tube
Bright Stainless Steel	2.000m	6
Brushed Stainless Steel	2.000m	6

TIMBERLINE 2/15S

Finishes Available	Stock Length	Length/ Tube
Bright Stainless Steel	2.000m	6
Brushed Stainless Steel	2.000m	6

TIMBERLINE 2/22S

Finishes Available	Stock Length	Length/ Tube
Bright Stainless Steel	2.000m	6
Brushed Stainless Steel	2.000m	6




To Special Order



Samples Available

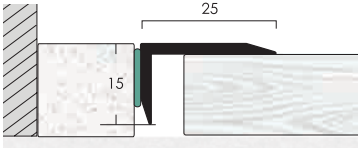
Fixings not supplied



uPVC Perimeter Trims

Supplied undrilled with **STICK FIX™** tape pre-applied. Designed to enhance the appearance of the floor and to allow for expansion with timber floor installations. Suitable for timber and stone floors. Profiles are made in 2.0mm gauge.

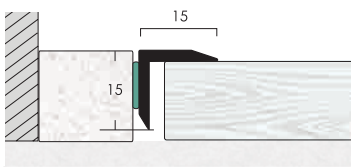
PTP 25/15 OSF



PTP 25/15 OSF

Colours Available	Stock Length	Length/ Tube
Black	2.715m	6
Light Grey	2.715m	6
White	2.715m	6

PTP 15/15 OSF



PTP 15/15 OSF

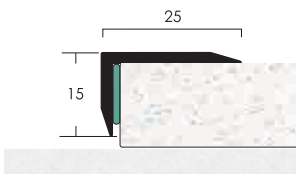
Colours Available	Stock Length	Length/ Tube
Black	2.715m	6
Light Grey	2.715m	6
White	2.715m	6



uPVC Floor Edging Trims

uPVC Perimeter Floor Trims can also be used as Floor Edging Trims. For this purpose, the **STICK FIX™** tape is pre-affixed to the internal face of the vertical, as shown below. Profiles are made in 2.0mm gauge.

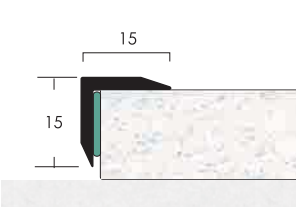
PTP 25/15 ISF



PTP 25/15 ISF

Colours Available	Stock Length	Length/ Tube
Black	2.715m	6
Light Grey	2.715m	6
White	2.715m	6


PTP 15/15 ISF



PTP 15/15 ISF

Colours Available	Stock Length	Length/ Tube
Black	2.715m	6
Light Grey	2.715m	6
White	2.715m	6

Colours



TSO Special Colours



Special colours are available subject to minimum order quantities and colour specification.



To Special Order



Samples Available
Fixings not supplied

Metal Inlay Strips

Aluminium, Brass & Stainless Steel





Floor Inlay Feature

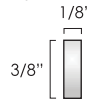
Floor & Wall Metal Inlay Strips Aluminium & Stainless Steel

Typical Installation: To create designs and patterns on floors and walls. Tolerance allowance should always be made when rebating to allow for any variation in size.

ALUMINIUM



FPA 10X3

(Imperial sizes)



Metric (mm):
9.5 x 3.2

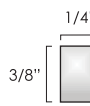
FPA 10X3

Finishes Available	Stock Length	Length/Tube
Mill Aluminium	2.500m	6
*Polished Aluminium 	2.500m	6
Satin Aluminium 	2.500m	6

*minimum quantity 50 lengths.



FPA 10X6

Also available 16 x 6 to special order



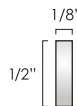
Metric (mm):
9.5 x 6.4

FPA 10X6

Finishes Available	Stock Length	Length/Tube
Mill Aluminium	2.500m	6
*Polished Aluminium 	2.500m	6
Satin Aluminium 	2.500m	6



*minimum quantity 50 lengths.

FPA 12X3



Metric (mm):
12.7 x 3.2

FPA 12X3


Finishes Available	Stock Length	Length/Tube
Mill Aluminium	2.500m	6
*Polished Aluminium 	2.500m	6
Satin Aluminium 	2.500m	6

*minimum quantity 50 lengths.

STAINLESS STEEL

FPSS 10X3

(Metric sizes)



FPSS 10X3

Finish Available	Stock Length	Length/Tube
Mill Stainless Steel	2.000m	6

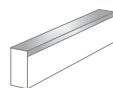
FPSS 12X5

Also available 5 x 5 to special order



FPSS 12X5

Finish Available	Stock Length	Length/Tube
Mill Stainless Steel	2.000m	6



Visible finish

Please note that the finishes are to the top edge only, except Mill finish. Where the finish is also required on another aspect of the profile, please consult with the sales office.

Aluminium Finishes



Mill Aluminium Polished Aluminium Satin Aluminium

Stainless Steel Finish



Mill Stainless Steel



To Special Order



Samples Available
Fixings not supplied



Floor Inlay Feature

Floor & Wall Metal Inlay Strips

Anodised

Typical Installation: To create designs and patterns on floors and walls. Tolerance allowance should always be made when rebating to allow for any variation in size.

Anodised finishes Bronze, Light Bronze and Black Anodised are suitable for installations with low to medium traffic volumes. Heavy foot traffic and impact damage can wear through the finishes to reveal the natural aluminium colour beneath.

ALUMINIUM

(Metric sizes)

FPA 6.5X3



FPA 6.5X3

Finish Available	Stock Length	Length/Tube
Bronze	2.715m	6
Light Bronze	2.715m	6
Black Anodised	2.715m	6

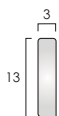
FPA 9X3



FPA 9X3

Finish Available	Stock Length	Length/Tube
Bronze	2.715m	6
Light Bronze	2.715m	6
Black Anodised	2.715m	6

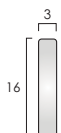
FPA 13X3



FPA 13X3

Finish Available	Stock Length	Length/Tube
Bronze	2.715m	6
Light Bronze	2.715m	6
Black Anodised	2.715m	6

FPA 16X3



FPA 16X3


Finish Available	Stock Length	Length/Tube
Bronze	2.715m	6
Light Bronze	2.715m	6
Black Anodised	2.715m	6

Other sizes are available to special order, please see our website or contact our sales team for more information.



Our anodised FPA profiles have exposed aluminium ends and are only suitable for installations where the ends are not visible.

Finishes



Black Anodised

Bronze

Light Bronze



To Special Order



Samples Available

Fixings not supplied



Floor Inlay Feature

(Metric sizes)

FPB 6X3

Also available 5 x 5 to special order



FPB 10X3

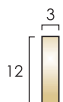


FPB 10X6

Also available 6 x 6 to special order



FPB 12X3



Floor & Wall Metal Inlay Strips Brass

Typical Installation: To create designs and patterns on floors and walls. Tolerance allowance should always be made when rebating to allow for any variation in size.

Also available cut to size, please contact our sales office for pricing.

FPB 6X3

Finish Available	Stock Length	Length/Tube
Mill Brass	2.000m	6
	3.000m	6

FPB 10X3

Finishes Available	Stock Length	Length/Tube
Mill Brass	2.000m	6
	3.000m	6
*Polished Brass 	2.000m	6
	3.000m	6
Satin Brass 	2.000m	6
	3.000m	6
Antique Brass 	2.000m	6
	3.000m	6
Antique Bronze 	2.000m	6
	3.000m	6

*minimum quantity 50 lengths.

FPB 10X6

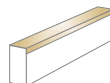
Finishes Available	Stock Length	Length/Tube
Mill Brass	2.000m	6
	3.000m	6
*Polished Brass 	2.000m	6
	3.000m	6
Satin Brass 	2.000m	6
	3.000m	6
Antique Brass 	2.000m	6
	3.000m	6
Antique Bronze 	2.000m	6
	3.000m	6

*minimum quantity 50 lengths.

FPB 12X3

Finishes Available	Stock Length	Length/Tube
Mill Brass	2.000m	6
	3.000m	6
*Polished Brass 	2.000m	6
	3.000m	6
Satin Brass 	2.000m	6
	3.000m	6
Antique Brass 	2.000m	6
	3.000m	6
Antique Bronze 	2.000m	6
	3.000m	6


*minimum quantity 50 lengths.



Visible finish

Please note that the finishes are to the top edge only, except Mill finish. Where the finish is also required on another aspect of the profile, please consult with the sales office.

Finishes



Mill Brass Polished Brass Satin Brass Antique Brass Antique Bronze



To Special Order



Samples Available
Fixings not supplied



Floor Inlay Feature

(Metric sizes)

FPB 16X3

Also available 16 x 6 to special order

**FPB 19X3**

Also available 19 x 6 to special order



Floor & Wall Metal Inlay Strips

Brass

Typical Installation: To create designs and patterns on floors and walls. Tolerance allowance should always be made when rebating to allow for any variation in size.





Also available cut to size, please contact our sales office for pricing.

FPB 16X3

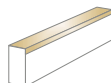
Finishes Available	Stock Length	Length/ Tube
Mill Brass	2.000m	6
	3.000m	6
*Polished Brass 	2.000m	6
	3.000m	6
Satin Brass 	2.000m	6
	3.000m	6
Antique Brass 	2.000m	6
	3.000m	6
Antique Bronze 	2.000m	6
	3.000m	6

*minimum quantity 50 lengths.

FPB 19X3


Finishes Available	Stock Length	Length/ Tube
Mill Brass	2.000m	6
	3.000m	6
*Polished Brass 	2.000m	6
	3.000m	6
Satin Brass 	2.000m	6
	3.000m	6
Antique Brass 	2.000m	6
	3.000m	6
Antique Bronze 	2.000m	6
	3.000m	6

*minimum quantity 50 lengths.



Visible finish

Please note that the above finishes are to the top visible edge only, except Mill finish. Where the finish is also required on another facet of the profile, please consult with the sales office.

Finishes

Mill Brass

Polished Brass

Satin Brass

Antique Brass

Antique Bronze



To Special Order



Samples Available

Fixings not supplied

Timberline[®] Profiles For Timber Floors

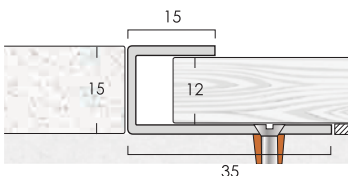
Aluminium, Brass
& Stainless Steel



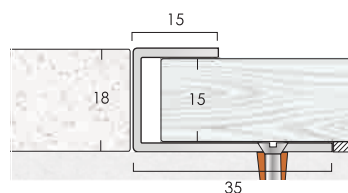


Screw size: size 6

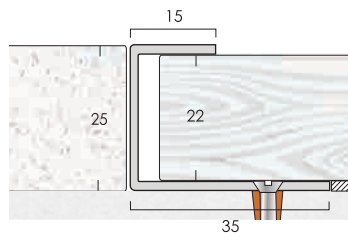
TIMBERLINE 1/12A



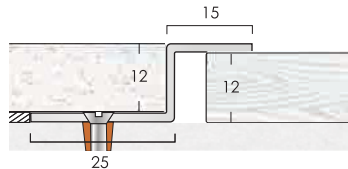
TIMBERLINE 1/15A



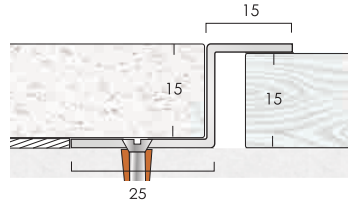
TIMBERLINE 1/22A



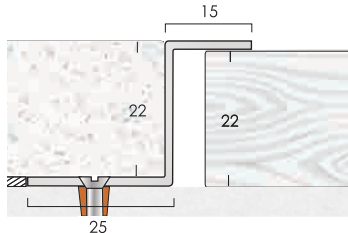
TIMBERLINE 2/12A



TIMBERLINE 2/15A



TIMBERLINE 2/22A



Finish



Satin Aluminium

TIMBERLINE® Aluminium Profiles For Timber Floors

Designed to allow for expansion with timber floor installations. Suitable for timber and ceramic floors. Other sizes available to special order. **TSO**
Profiles are made in 1.5mm gauge.

TIMBERLINE 1/12A

Finish Available	Stock Length	Length/ Tube
Satin Aluminium	2.500m	6

TIMBERLINE 1/15A

Finish Available	Stock Length	Length/ Tube
Satin Aluminium	2.500m	6

TIMBERLINE 1/22A

Finish Available	Stock Length	Length/ Tube
Satin Aluminium	2.500m	6

TIMBERLINE 2/12A

Finish Available	Stock Length	Length/ Tube
Satin Aluminium	2.500m	6

TIMBERLINE 2/15A

Finish Available	Stock Length	Length/ Tube
Satin Aluminium	2.500m	6

TIMBERLINE 2/22A

Finish Available	Stock Length	Length/ Tube
Satin Aluminium	2.500m	6



To Special Order

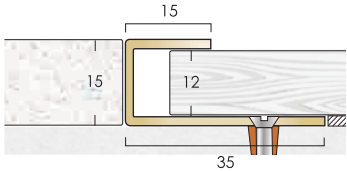


Samples Available
Fixings not supplied

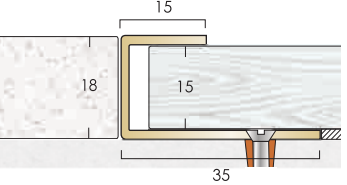


Screw size: size 6

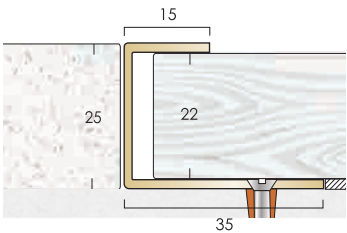
TIMBERLINE 1/12B



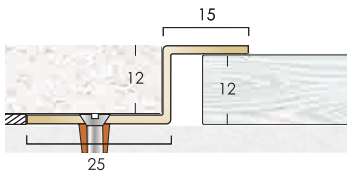
TIMBERLINE 1/15B



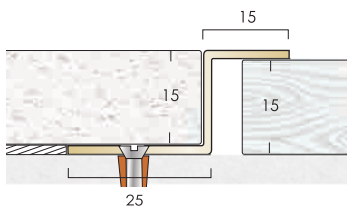
TIMBERLINE 1/22B



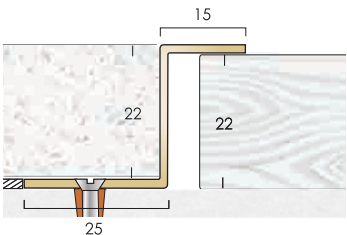
TIMBERLINE 2/12B



TIMBERLINE 2/15B



TIMBERLINE 2/22B



Finishes



**TIMBERLINE®
Solid Brass Profiles For Timber Floors**

Designed to allow for expansion with timber floor installations. Suitable for timber and ceramic floors. Other sizes available to special order. **TSO** Profiles are made in 1.5mm gauge.

TIMBERLINE 1/12B

Finishes Available	Stock Length	Length/ Tube
Polished Brass	2.000m	6
Satin Brass TSO	2.000m	6
Antique Brass TSO	2.000m	6
Antique Bronze TSO	2.000m	6

TIMBERLINE 1/15B

Finishes Available	Stock Length	Length/ Tube
Polished Brass	2.000m	6
Satin Brass TSO	2.000m	6
Antique Brass TSO	2.000m	6
Antique Bronze TSO	2.000m	6

TIMBERLINE 1/22B

Finishes Available	Stock Length	Length/ Tube
Polished Brass	2.000m	6
Satin Brass TSO	2.000m	6
Antique Brass TSO	2.000m	6
Antique Bronze TSO	2.000m	6

TIMBERLINE 2/12B

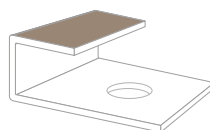
Finishes Available	Stock Length	Length/ Tube
Polished Brass	2.000m	6
Satin Brass TSO	2.000m	6
Antique Brass TSO	2.000m	6
Antique Bronze TSO	2.000m	6

TIMBERLINE 2/15B

Finishes Available	Stock Length	Length/ Tube
Polished Brass	2.000m	6
Satin Brass TSO	2.000m	6
Antique Brass TSO	2.000m	6
Antique Bronze TSO	2.000m	6

TIMBERLINE 2/22B

Finishes Available	Stock Length	Length/ Tube
Polished Brass	2.000m	6
Satin Brass TSO	2.000m	6
Antique Brass TSO	2.000m	6
Antique Bronze TSO	2.000m	6



Visible Top edge

Please note that Antique finishes are to the top visible edge only. Where the finish is also required on another facet of the profile, please consult with the sales office.



To Special Order

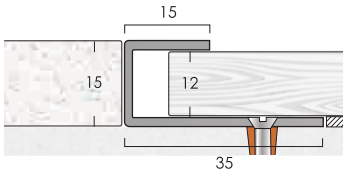


Samples Available
Fixings not supplied

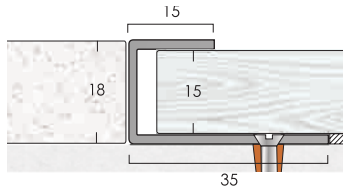


Screw size: size 6

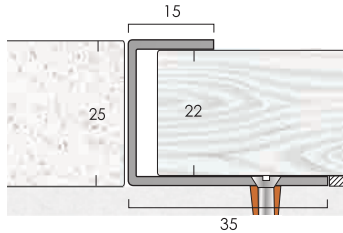
TIMBERLINE 1/12S



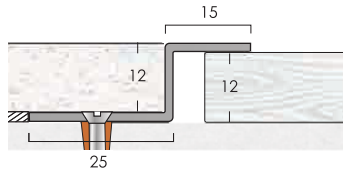
TIMBERLINE 1/15S



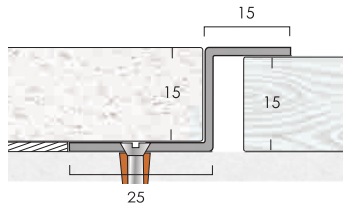
TIMBERLINE 1/22S



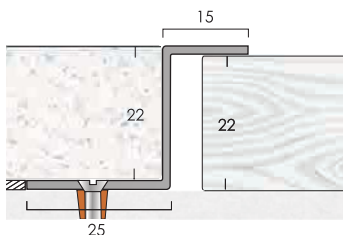
TIMBERLINE 2/12S



TIMBERLINE 2/15S



TIMBERLINE 2/22S



Finishes



Bright
Stainless Steel



Brushed
Stainless Steel

TIMBERLINE® Stainless Steel Profiles For Timber Floors

Designed to allow for expansion with timber floor installations.

Suitable for timber and ceramic floors.

Other sizes available to special order. **TSO**

Profiles are made in 1.5mm gauge.

TIMBERLINE 1/12S

Finishes Available	Stock Length	Length/ Tube
Bright Stainless Steel	2.000m	6
Brushed Stainless Steel	2.000m	6

TIMBERLINE 1/15S

Finishes Available	Stock Length	Length/ Tube
Bright Stainless Steel	2.000m	6
Brushed Stainless Steel	2.000m	6

TIMBERLINE 1/22S

Finishes Available	Stock Length	Length/ Tube
Bright Stainless Steel	2.000m	6
Brushed Stainless Steel	2.000m	6

TIMBERLINE 2/12S

Finishes Available	Stock Length	Length/ Tube
Bright Stainless Steel	2.000m	6
Brushed Stainless Steel	2.000m	6

TIMBERLINE 2/15S

Finishes Available	Stock Length	Length/ Tube
Bright Stainless Steel	2.000m	6
Brushed Stainless Steel	2.000m	6

TIMBERLINE 2/22S

Finishes Available	Stock Length	Length/ Tube
Bright Stainless Steel	2.000m	6
Brushed Stainless Steel	2.000m	6



To Special Order



Samples Available

Fixings not supplied

Matwell Frames

Aluminium, Brass
& Stainless Steel





Matwell Frames

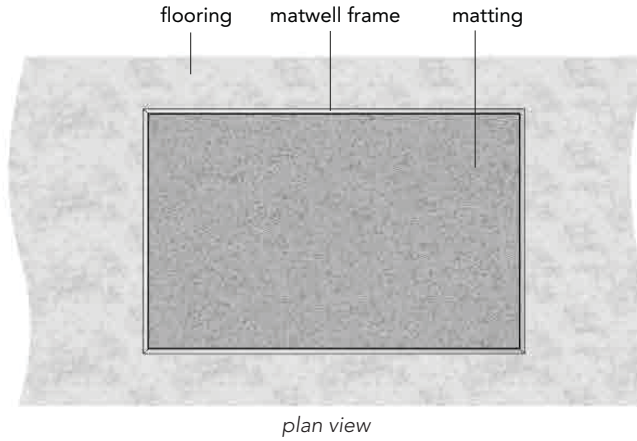
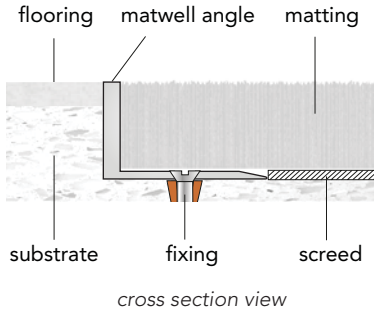
Produced to customer sizes.

All matwell frames have safety edge machine finished corners.

Examples of pre-fabricated matwell frames

ANGLE FRAME

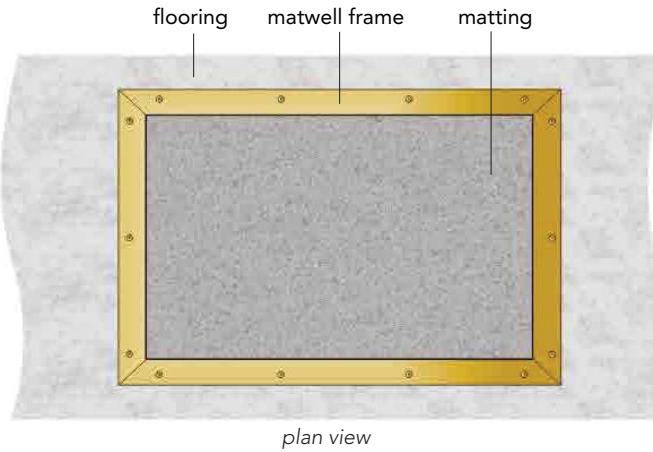
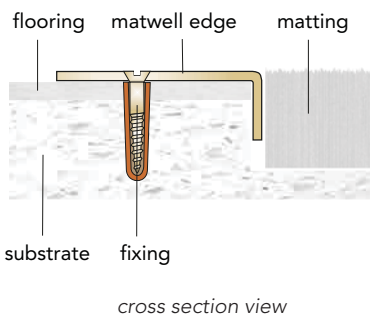
Base fixed



Options:
Pre-cut mitres.
Pre-cut mitres with welded base (subject to frame size).

MATWELL EDGE FRAME

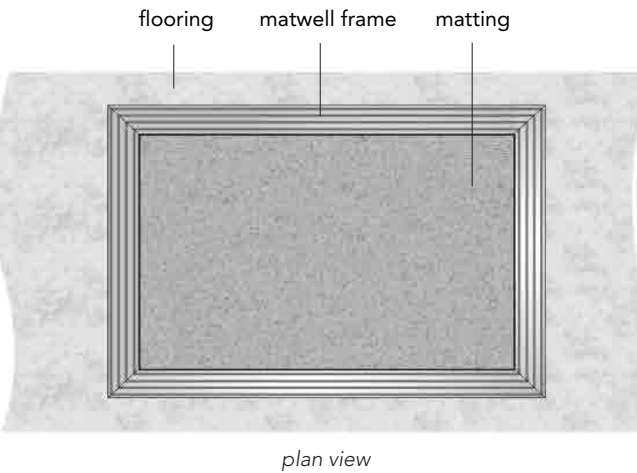
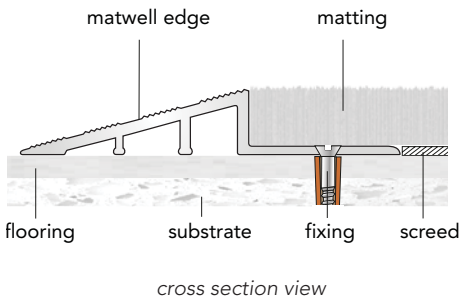
Top fixed




Options:
Pre-cut mitres.

RAMP EDGE FRAME

Base fixed



Options:
Pre-cut mitres with welded base (subject to frame size).



Matwell Frame Base Fix Profiles ^{TSO}

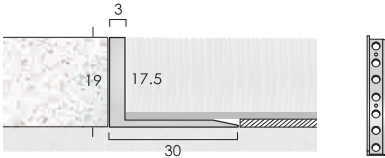
Standard popular sections listed. Frames are available in other profiles in the CAT range, subject to availability.

Supplied with pre-punched bases for adhesive fixing.

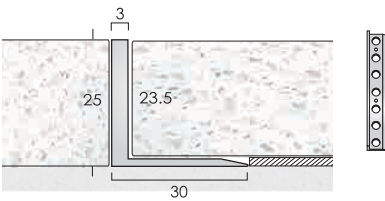
Also suitable for mechanical fixing.

ALUMINIUM ANGLES

A19



A25



A19

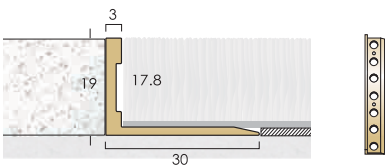
Finishes Available	Stock Length	Length/ Tube
Mill Aluminium	2.715m	6
Satin Aluminium	2.715m	6
Polished Aluminium	2.715m	6

A25

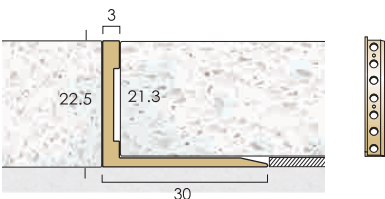
Finishes Available	Stock Length	Length/ Tube
Mill Aluminium	2.715m	6
Satin Aluminium	2.715m	6
Polished Aluminium	2.715m	6

SOLID BRASS ANGLES

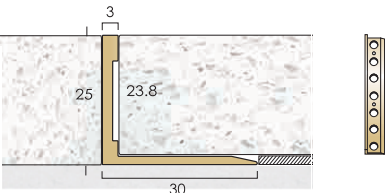
B19



B22.5



B25



B19

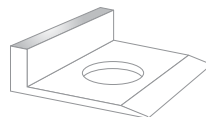
Finishes Available	Stock Length	Length/ Tube
Polished Brass	2.715m	6
Satin Brass	2.715m	6
Antique Brass	2.715m	6
Antique Bronze	2.715m	6

B22.5

Finishes Available	Stock Length	Length/ Tube
Polished Brass	2.715m	6
Satin Brass	2.715m	6
Antique Brass	2.715m	6
Antique Bronze	2.715m	6

B25


Finishes Available	Stock Length	Length/ Tube
Polished Brass	2.715m	6
Satin Brass	2.715m	6
Antique Brass	2.715m	6
Antique Bronze	2.715m	6



Please note that the finishes are to the top visible edge except Mill finish. Where the finish is also required on another facet of the profile, please consult with the sales office.

Visible Top edge finish

Finishes



Mill Aluminium Satin Aluminium Polished Aluminium Polished Brass Satin Brass Antique Brass Antique Bronze



To Special Order



Samples Available
Fixings not supplied



Matwell Frame Top Fix Profiles & Small Angles **TSO**

In addition to profiles shown, there are a number of brass and aluminium stair nosings that can be supplied in matwell frames.

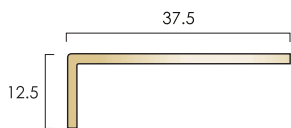
Typical suggestions, BN9 and BN1SLR brass and AN1SLR aluminium.

Profiles are made in 1.5mm gauge.

SOLID BRASS ANGLES

Standard supplied undrilled. Drilling available on request when supplied in lengths. Supplied drilled in matwell frame format, ordered frame sizes.

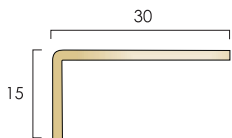
BME



BME

Finishes Available	Stock Length	Length/ Tube
Polished Brass	2.000m	6
Satin Brass	2.000m	6
Antique Brass	2.000m	6
Antique Bronze	2.000m	6

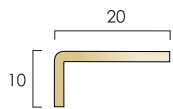
BA30/15



BA30/15

Finishes Available	Stock Length	Length/ Tube
Polished Brass	2.000m	6
Satin Brass	2.000m	6
Antique Brass	2.000m	6
Antique Bronze	2.000m	6

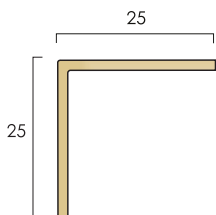
BA20/10



BA20/10

Finishes Available	Stock Length	Length/ Tube
Polished Brass	2.000m	6
Satin Brass	2.000m	6
Antique Brass	2.000m	6
Antique Bronze	2.000m	6

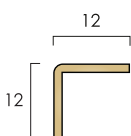
BA



BA

Finishes Available	Stock Length	Length/ Tube
Polished Brass	2.000m	6
Satin Brass	2.000m	6
Antique Brass	2.000m	6
Antique Bronze	2.000m	6


BA12/12



BA12/12

Finishes Available	Stock Length	Length/ Tube
Polished Brass	2.000m	6
Satin Brass	2.000m	6
Antique Brass	2.000m	6
Antique Bronze	2.000m	6

Finishes



Polished Brass

Satin Brass

Antique Brass

Antique Bronze



To Special Order



Samples Available

Fixings not supplied



Matwell Frame Top Fix Profiles ^{TSO}

In addition to profiles shown, there are a number of CAT brass and aluminium stair nosings that can be supplied in matwell frames.

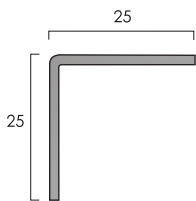
Typical suggestions, BN9 and BN1SLR brass and AN1SLR aluminium.

Profiles are made in 1.5mm gauge.

STAINLESS STEEL - Grade 304L

Standard supplied undrilled. Drilling available on request when supplied in lengths. Supplied drilled in matwell frame format, ordered frame sizes.

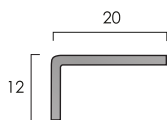
SA



SA

Finishes Available	Stock Length	Length/ Tube
Bright Stainless Steel	2.000m	6
Brushed Stainless Steel	2.000m	6

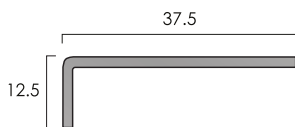
SA 20/12



SA 20/12

Finishes Available	Stock Length	Length/ Tube
Bright Stainless Steel	2.000m	6
Brushed Stainless Steel	2.000m	6

SME



SME

Finishes Available	Stock Length	Length/ Tube
Bright Stainless Steel	2.000m	6
Brushed Stainless Steel	2.000m	6



Finishes



Bright Stainless Steel



Brushed Stainless Steel




To Special Order



Samples Available
Fixings not supplied

Aluminium Angles & TAGTRIM® Formable Angles



Angles and TAGTRIM® Formable Angles



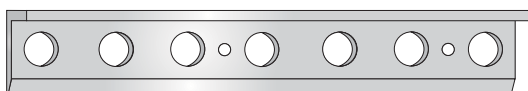
A fine line between a straight floor and a great floor.
For over 25 years.

General

The Angles section of this guide has angles in Aluminium, Brass, Stainless Steel and PVC.

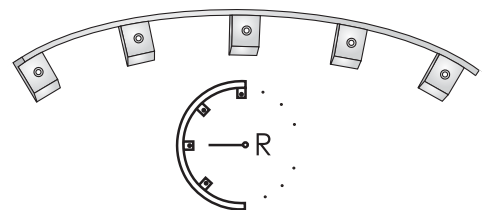
Angles create a defining line between floor coverings from 4.5mm to 27.5mm in height.

For Straight Runs



Standard angles are supplied with pre-punched bases for adhesive fixing.

For Curved Runs



TAGTRIM® angles have pre-drilled fixing tags at 80mm centres for forming curves on site.

The minimum radius to which TAGTRIM® angles can be formed is depicted with this symbol above which is shown against each angle:

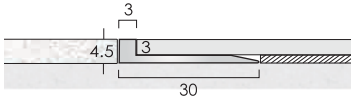


Budget Aluminium Angles For Straights

To create a neat, straight edge between floor coverings.

Supplied with unpunched bases.

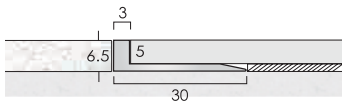
A4.5 BUDGET



A4.5 BUDGET

Finish Available	Stock Length	Length/ Tube
Mill Aluminium	2.715m	10

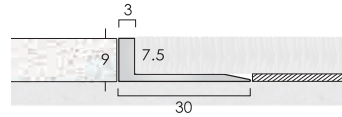
A6.5 BUDGET



A6.5 BUDGET

Finish Available	Stock Length	Length/ Tube
Mill Aluminium	2.715m	10

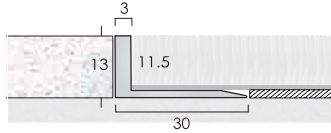
A9 BUDGET



A9 BUDGET

Finish Available	Stock Length	Length/ Tube
Mill Aluminium	2.715m	10

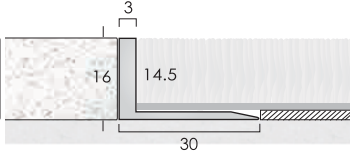
A13 BUDGET



A13 BUDGET

Finish Available	Stock Length	Length/ Tube
Mill Aluminium	2.715m	10

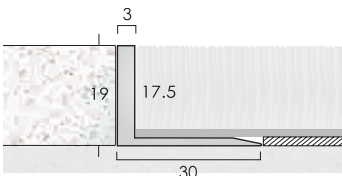
A16 BUDGET



A16 BUDGET

Finish Available	Stock Length	Length/ Tube
Mill Aluminium	2.715m	10

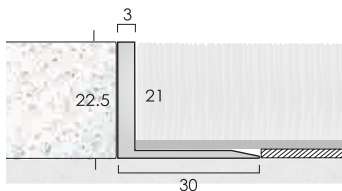
A19 BUDGET



A19 BUDGET

Finish Available	Stock Length	Length/ Tube
Mill Aluminium	2.715m	10

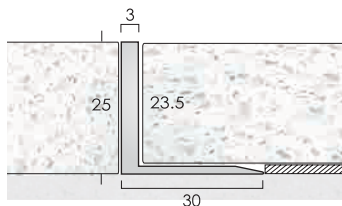
A22.5 BUDGET



A22.5 BUDGET

Finish Available	Stock Length	Length/ Tube
Mill Aluminium	2.715m	10

A25 BUDGET



A25 BUDGET

Finish Available	Stock Length	Length/ Tube
Mill Aluminium	2.715m	10

Finish



Mill Aluminium



Samples Available

Fixings not supplied



Screw size: size 6

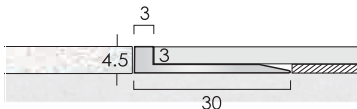
Aluminium Angles For Straights

To create a neat, straight edge between floor coverings.

Supplied with pre-punched bases for adhesive fixing.

Also suitable for mechanical fixing.

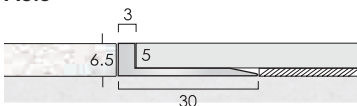
A4.5



A4.5

Finishes Available	Stock Length	Length/ Tube
Mill Aluminium	2.715m	6
Satin Aluminium	2.715m	6
Polished Aluminium	2.715m	6
Bronze	2.715m	6
Light Bronze	2.715m	6
Black Anodised	2.715m	6

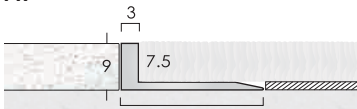
A6.5



A6.5

Finishes Available	Stock Length	Length/ Tube
Mill Aluminium	2.715m	6
Satin Aluminium	2.715m	6
Polished Aluminium	2.715m	6
Bronze	2.715m	6
Light Bronze	2.715m	6
Black Anodised	2.715m	6

A9



A9

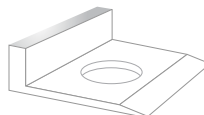
Finishes Available	Stock Length	Length/ Tube
Mill Aluminium	2.715m	6
Satin Aluminium	2.715m	6
Polished Aluminium	2.715m	6
Bronze	2.715m	6
Light Bronze	2.715m	6
Black Anodised	2.715m	6

A13



A13

Finishes Available	Stock Length	Length/ Tube
Mill Aluminium	2.715m	6
Satin Aluminium	2.715m	6
Polished Aluminium	2.715m	6
Bronze	2.715m	6
Light Bronze	2.715m	6
Black Anodised	2.715m	6



Visible Top edge finish

Please note that **Satin and Polished finishes are to the top visible edge only**. Where the finish is also required on another facet of the profile, please consult with the sales office.

Finishes



Mill Aluminium Satin Aluminium Polished Aluminium Bronze Light Bronze Black Anodised



To Special Order



Samples Available
Fixings not supplied



Screw size: size 6

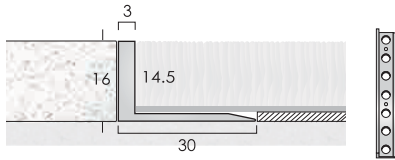
Aluminium Angles For Straights

To create a neat, straight edge between floor coverings.

Supplied with pre-punched bases for adhesive fixing.

Also suitable for mechanical fixing.

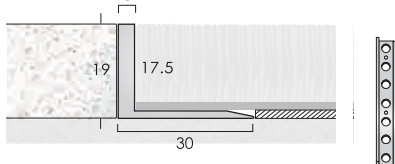
A16



A16

Finishes Available	Stock Length	Length/ Tube
Mill Aluminium	2.715m	6
Satin Aluminium	TSO 2.715m	6
Polished Aluminium	TSO 2.715m	6
Bronze	2.715m	6
Light Bronze	2.715m	6
Black Anodised	2.715m	6

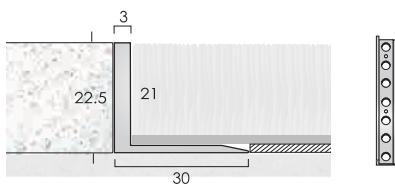
A19



A19

Finishes Available	Stock Length	Length/ Tube
Mill Aluminium	2.715m	6
Satin Aluminium	TSO 2.715m	6
Polished Aluminium	TSO 2.715m	6

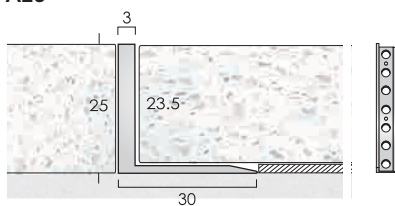
A22.5



A22.5

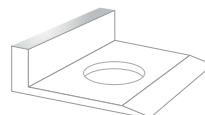
Finishes Available	Stock Length	Length/ Tube
Mill Aluminium	2.715m	6
Satin Aluminium	TSO 2.715m	6
Polished Aluminium	TSO 2.715m	6

A25



A25

Finishes Available	Stock Length	Length/ Tube
Mill Aluminium	2.715m	6
Satin Aluminium	TSO 2.715m	6
Polished Aluminium	TSO 2.715m	6



Please note that Satin and Polished finishes are to the top visible edge only. Where the finish is also required on another facet of the profile, please consult with the sales office.

Visible Top edge finish

Finishes



Mill Aluminium Satin Aluminium Polished Aluminium Bronze Light Bronze Black Anodised



To Special Order



Samples Available

Fixings not supplied



Screw size: size 6



TAGTRIM® Formable Aluminium Angles For Curves

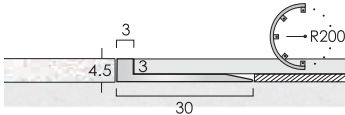


3mm wide feature for transition and definition between floorings.
This symbol denotes minimum radius to which the profile can be formed to create gradual concave and convex curves on site.

Bases with tags at 80mm centres for ease of curving.

Also suitable for mechanical fixing.

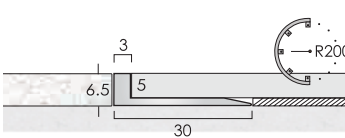
TTA4.5



TTA4.5

Finishes Available	Stock Length	Length/ Tube
Mill Aluminium	2.715m	6
Satin Aluminium	2.715m	6
Polished Aluminium	2.715m	6
Bronze	2.715m	6
Light Bronze	2.715m	6
Black Anodised	2.715m	6

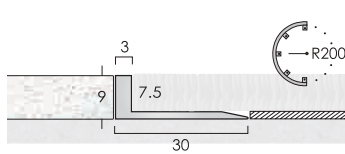
TTA6.5



TTA6.5

Finishes Available	Stock Length	Length/ Tube
Mill Aluminium	2.715m	6
Satin Aluminium	2.715m	6
Polished Aluminium	2.715m	6
Bronze	2.715m	6
Light Bronze	2.715m	6
Black Anodised	2.715m	6

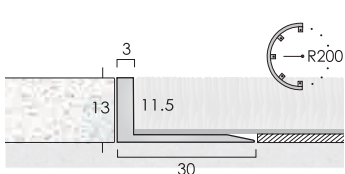
TTA9



TTA9

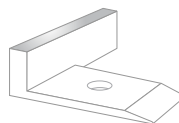
Finishes Available	Stock Length	Length/ Tube
Mill Aluminium	2.715m	6
Satin Aluminium	2.715m	6
Polished Aluminium	2.715m	6
Bronze	2.715m	6
Light Bronze	2.715m	6
Black Anodised	2.715m	6

TTA13



TTA13

Finishes Available	Stock Length	Length/ Tube
Mill Aluminium	2.715m	6
Satin Aluminium	2.715m	6
Polished Aluminium	2.715m	6
Bronze	2.715m	6
Light Bronze	2.715m	6
Black Anodised	2.715m	6



Visible Top edge finish

'Please note that Satin and Polished finishes are to the top visible edge only. Where the finish is also required on another facet of the profile, please consult with the sales office.

Finishes



Mill Aluminium Satin Aluminium Polished Aluminium Bronze Light Bronze Black Anodised



To Special Order



Samples Available
Fixings not supplied



Screw size: size 6



TAGTRIM® Formable Aluminium Angles For Curves

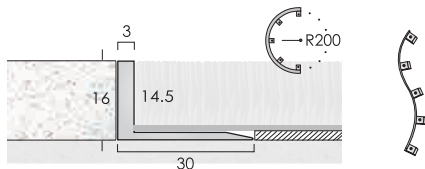


3mm wide feature for transition and definition between floorings
This symbol denotes minimum radius to which the profile can be formed to create gradual concave and convex curves on site.

Bases with tags at 80mm centres for ease of curving.

Also suitable for mechanical fixing.

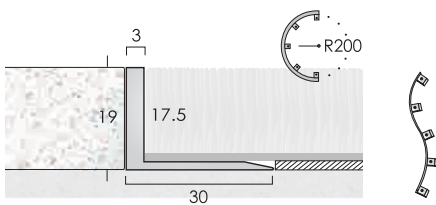
TTA16



TTA16

Finishes Available	Stock Length	Length/ Tube
Mill Aluminium	2.715m	6
Satin Aluminium TSO	2.715m	6
Polished Aluminium TSO	2.715m	6
Bronze	2.715m	6
Light Bronze	2.715m	6
Black Anodised	2.715m	6

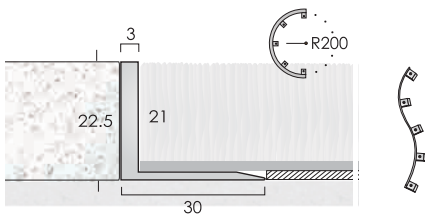
TTA19



TTA19

Finishes Available	Stock Length	Length/ Tube
Mill Aluminium	2.715m	6
Satin Aluminium TSO	2.715m	6
Polished Aluminium TSO	2.715m	6

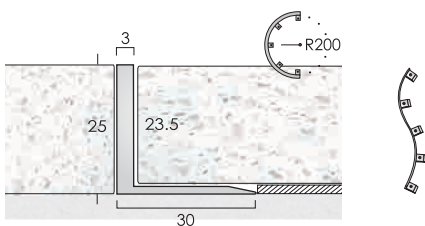
TTA22.5



TTA22.5

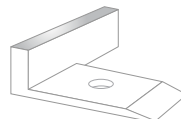
Finishes Available	Stock Length	Length/ Tube
Mill Aluminium	2.715m	6
Satin Aluminium TSO	2.715m	6
Polished Aluminium TSO	2.715m	6

TTA25



TTA25

Finishes Available	Stock Length	Length/ Tube
Mill Aluminium	2.715m	6
Satin Aluminium TSO	2.715m	6
Polished Aluminium TSO	2.715m	6



Visible Top edge finish

Please note that Satin and Polished finishes are to the top visible edge only. Where the finish is also required on another facet of the profile, please consult with the sales office.

Finishes



Mill Aluminium Satin Aluminium Polished Aluminium Bronze Light Bronze Black Anodised



To Special Order



Samples Available

Fixings not supplied



Screw size: size 6

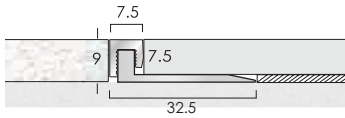
MAINLINE® A Feature Angles For Straights **TSO**

7.5mm wide top to create a bold transition definition between floorings.

Supplied with pre-punched bases for adhesive fixing.

Also suitable for mechanical fixing.

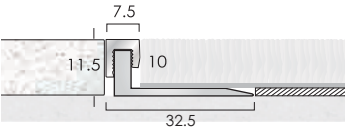
MAINLINE A9



MAINLINE A9

Finish Available	Stock Length	Length/ Tube
Matt Aluminium	2.715m	6
Bronze	2.715m	6
Champagne	2.715m	6

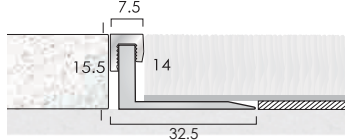
MAINLINE A11.5



MAINLINE A11.5

Finish Available	Stock Length	Length/ Tube
Matt Aluminium	2.715m	6
Bronze	2.715m	6
Champagne	2.715m	6

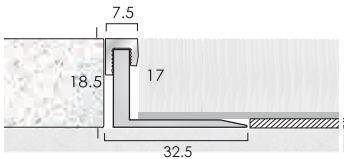
MAINLINE A15.5



MAINLINE A15.5

Finish Available	Stock Length	Length/ Tube
Matt Aluminium	2.715m	6
Bronze	2.715m	6
Champagne	2.715m	6

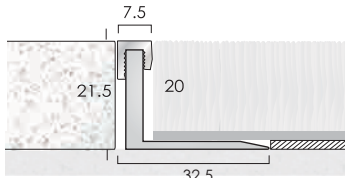
MAINLINE A18.5



MAINLINE A18.5

Finish Available	Stock Length	Length/ Tube
Matt Aluminium	2.715m	6
Bronze	2.715m	6
Champagne	2.715m	6

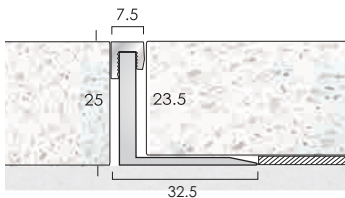
MAINLINE A21.5



MAINLINE A21.5

Finish Available	Stock Length	Length/ Tube
Matt Aluminium	2.715m	6
Bronze	2.715m	6
Champagne	2.715m	6

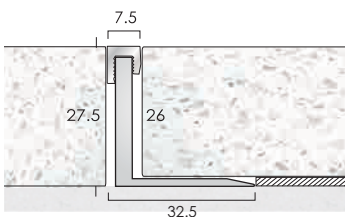
MAINLINE A25



MAINLINE A25

Finish Available	Stock Length	Length/ Tube
Matt Aluminium	2.715m	6
Bronze	2.715m	6
Champagne	2.715m	6


MAINLINE A27.5



MAINLINE A27.5

Finish Available	Stock Length	Length/ Tube
Matt Aluminium	2.715m	6
Bronze	2.715m	6
Champagne	2.715m	6

Finishes



Matt Aluminium Bronze Champagne



To Special Order



Samples Available
Fixings not supplied



Screw size: size 6



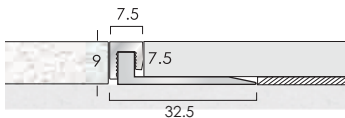
TAGTRIM® Formable MAINLINE® A Feature Angles For Curves TSO



7.5mm wide feature cap for transition definition between floorings.
This symbol denotes minimum radius to which the profile can be formed to create gradual concave and convex curves on site.

Bases with tags at 80mm centres for ease of curving.

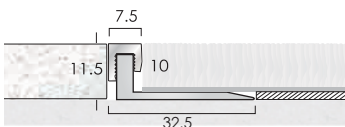
MAINLINE TTA9



MAINLINE TTA9

Finish Available	Stock Length	Length/ Tube
Matt Aluminium	2.715m	6
Bronze	2.715m	6
Champagne	2.715m	6

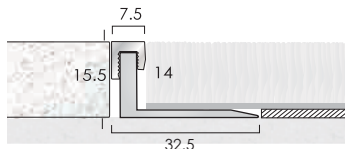
MAINLINE TTA11.5



MAINLINE TTA11.5

Finish Available	Stock Length	Length/ Tube
Matt Aluminium	2.715m	6
Bronze	2.715m	6
Champagne	2.715m	6

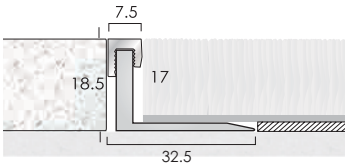
MAINLINE TTA15.5



MAINLINE TTA15.5

Finish Available	Stock Length	Length/ Tube
Matt Aluminium	2.715m	6
Bronze	2.715m	6
Champagne	2.715m	6

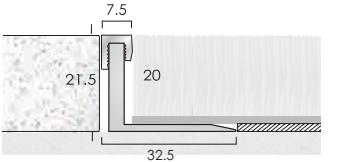
MAINLINE TTA18.5



MAINLINE TTA18.5

Finish Available	Stock Length	Length/ Tube
Matt Aluminium	2.715m	6
Bronze	2.715m	6
Champagne	2.715m	6

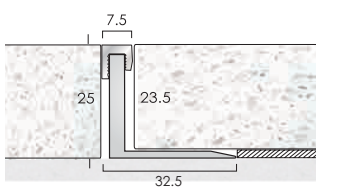
MAINLINE TTA21.5



MAINLINE TTA21.5

Finish Available	Stock Length	Length/ Tube
Matt Aluminium	2.715m	6
Bronze	2.715m	6
Champagne	2.715m	6

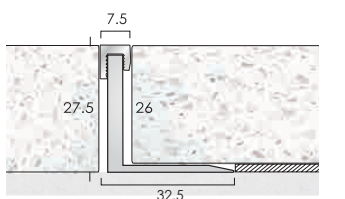
MAINLINE TTA25



MAINLINE TTA25

Finish Available	Stock Length	Length/ Tube
Matt Aluminium	2.715m	6
Bronze	2.715m	6
Champagne	2.715m	6


MAINLINE TTA27.5



MAINLINE TTA27.5

Finish Available	Stock Length	Length/ Tube
Matt Aluminium	2.715m	6
Bronze	2.715m	6
Champagne	2.715m	6

Finishes



Minimum Curving Radii



Samples Available
Fixings not supplied

Brass Angles & TAGTRIM® Formable Angles



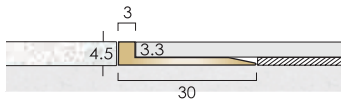


Budget Solid Brass Angles For Straights

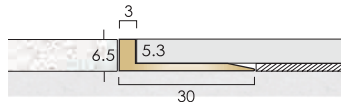
To create a neat, straight edge between floor coverings.

Supplied with unpunched bases.

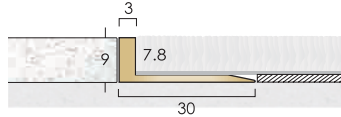
B4.5 BUDGET



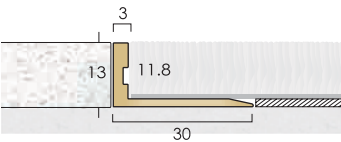
B6.5 BUDGET



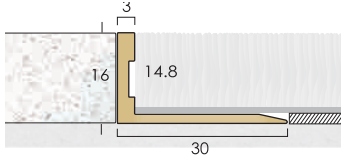
B9 BUDGET



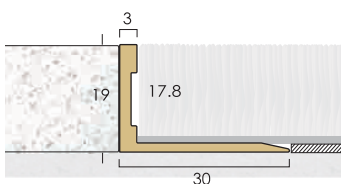
B13 BUDGET



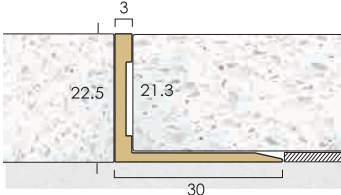
B16 BUDGET



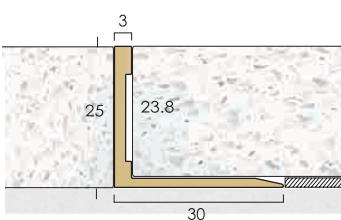
B19 BUDGET



B22.5 BUDGET



B25 BUDGET



Finish



Mill Brass

B4.5 BUDGET

Finish Available	Stock Length	Length/Tube
Mill Brass	2.715m	10

B6.5 BUDGET

Finish Available	Stock Length	Length/Tube
Mill Brass	2.715m	10

B9 BUDGET

Finish Available	Stock Length	Length/Tube
Mill Brass	2.715m	10

B13 BUDGET

Finish Available	Stock Length	Length/Tube
Mill Brass	2.715m	10

B16 BUDGET

Finish Available	Stock Length	Length/Tube
Mill Brass	2.715m	10

B19 BUDGET

Finish Available	Stock Length	Length/Tube
Mill Brass	2.715m	10

B22.5 BUDGET

Finish Available	Stock Length	Length/Tube
Mill Brass	2.715m	10

B25 BUDGET

Finish Available	Stock Length	Length/Tube
Mill Brass	2.715m	10



Screw size: size 6

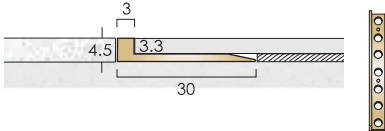
Solid Brass Angles For Straights TSO

To create a high quality neat, straight edge between floor coverings.

Supplied with pre-punched bases for adhesive fixing.

Also suitable for mechanical fixing.

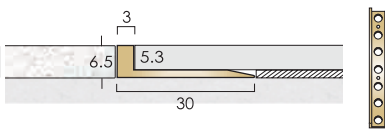
B4.5



B4.5

Finishes Available	Stock Length	Length/ Tube
Polished Brass	2.715m	6
Satin Brass	2.715m	6
Antique Brass	2.715m	6
Antique Bronze	2.715m	6

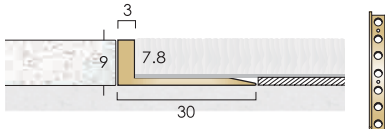
B6.5



B6.5

Finishes Available	Stock Length	Length/ Tube
Polished Brass	2.715m	6
Satin Brass	2.715m	6
Antique Brass	2.715m	6
Antique Bronze	2.715m	6

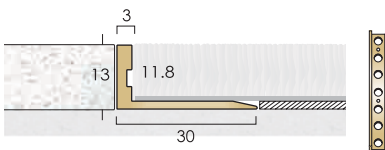
B9



B9

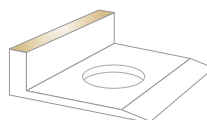
Finishes Available	Stock Length	Length/ Tube
Polished Brass	2.715m	6
Satin Brass	2.715m	6
Antique Brass	2.715m	6
Antique Bronze	2.715m	6

B13



B13

Finishes Available	Stock Length	Length/ Tube
Polished Brass	2.715m	6
Satin Brass	2.715m	6
Antique Brass	2.715m	6
Antique Bronze	2.715m	6



Visible Top edge finish

Please note that the above finishes are to the top visible edge only. Where the finish is also required on another facet of the profile, please consult with the sales office.

Finishes



Polished Brass Satin Brass Antique Brass Antique Bronze



To Special Order



Samples Available
Fixings not supplied



Screw size: size 6

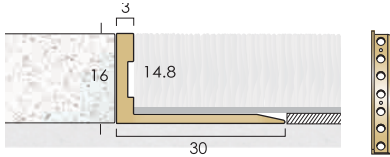
Solid Brass Angles For Straights

To create a high quality neat, straight edge between floor coverings.

Supplied with pre-punched bases for adhesive fixing.

Also suitable for mechanical fixing.

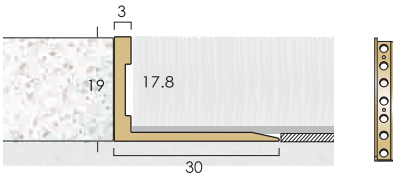
B16



B16

Finishes Available	Stock Length	Length/ Tube
Polished Brass	2.715m	6
Satin Brass	2.715m	6
Antique Brass	2.715m	6
Antique Bronze	2.715m	6

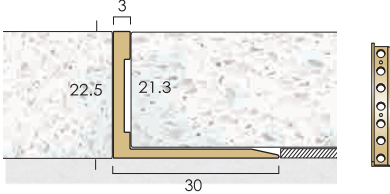
B19



B19

Finishes Available	Stock Length	Length/ Tube
Polished Brass	2.715m	6
Satin Brass	2.715m	6
Antique Brass	2.715m	6
Antique Bronze	2.715m	6

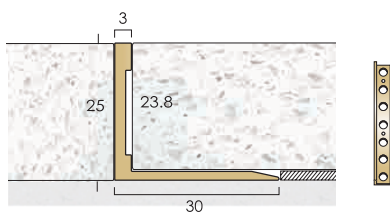
B22.5



B22.5

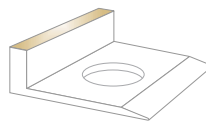
Finishes Available	Stock Length	Length/ Tube
Polished Brass	2.715m	6
Satin Brass	2.715m	6
Antique Brass	2.715m	6
Antique Bronze	2.715m	6

B25



B25

Finishes Available	Stock Length	Length/ Tube
Polished Brass	2.715m	6
Satin Brass	2.715m	6
Antique Brass	2.715m	6
Antique Bronze	2.715m	6



Visible Top edge finish

Please note that the above finishes are to the top visible edge only. Where the finish is also required on another facet of the profile, please consult with the sales office.

Finishes



Polished Brass Satin Brass Antique Brass Antique Bronze



To Special Order



Samples Available

Fixings not supplied



Screw size: size 6



TAGTRIM® Formable Solid Brass Angles For Curves TSO

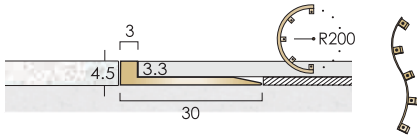


This symbol denotes minimum radius to which the profile can be formed. TAGTRIM® profiles can be formed on site to allow freedom of design where curved details are required in flooring.

Bases with tags at 80mm centres for ease of curving.

Also suitable for mechanical fixing.

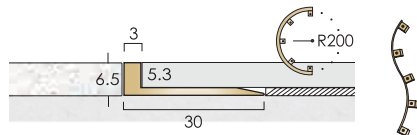
TTB4.5



TTB4.5

Finishes Available	Stock Length	Length/ Tube
Polished Brass	2.715m	6
Satin Brass	2.715m	6
Antique Brass	2.715m	6
Antique Bronze	2.715m	6

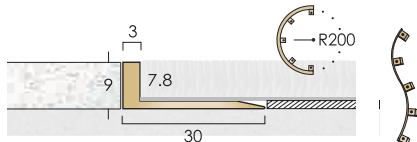
TTB6.5



TTB6.5

Finishes Available	Stock Length	Length/ Tube
Polished Brass	2.715m	6
Satin Brass	2.715m	6
Antique Brass	2.715m	6
Antique Bronze	2.715m	6

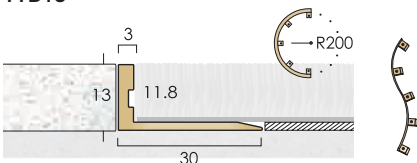
TTB9



TTB9

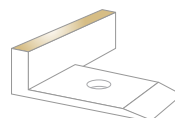
Finishes Available	Stock Length	Length/ Tube
Polished Brass	2.715m	6
Satin Brass	2.715m	6
Antique Brass	2.715m	6
Antique Bronze	2.715m	6

TTB13



TTB13

Finishes Available	Stock Length	Length/ Tube
Polished Brass	2.715m	6
Satin Brass	2.715m	6
Antique Brass	2.715m	6
Antique Bronze	2.715m	6



Visible Top edge finish

Please note that the above finishes are to the top visible edge only. Where the finish is also required on another facet of the profile, please consult with the sales office.

Finishes



Polished Brass Satin Brass Antique Brass Antique Bronze



To Special Order



Samples Available
Fixings not supplied



Screw size: size 6



TAGTRIM® Formable Solid Brass Angles For Curves TSO

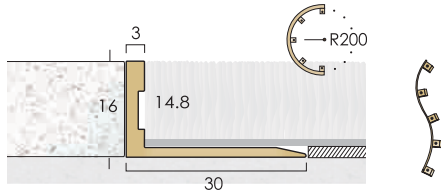


This symbol denotes minimum radius to which the profile can be formed. TAGTRIM® profiles can be formed on site to allow freedom of design where curved details are required in flooring.

Bases with tags at 80mm centres for ease of curving.

Also suitable for mechanical fixing.

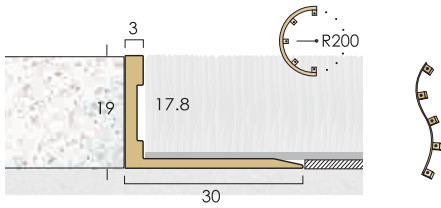
TTB16



TTB16

Finishes Available	Stock Length	Length/ Tube
Polished Brass	2.715m	6
Satin Brass	2.715m	6
Antique Brass	2.715m	6
Antique Bronze	2.715m	6

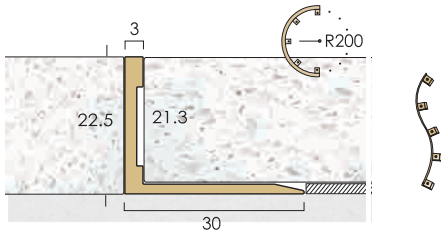
TTB19



TTB19

Finishes Available	Stock Length	Length/ Tube
Polished Brass	2.715m	6
Satin Brass	2.715m	6
Antique Brass	2.715m	6
Antique Bronze	2.715m	6

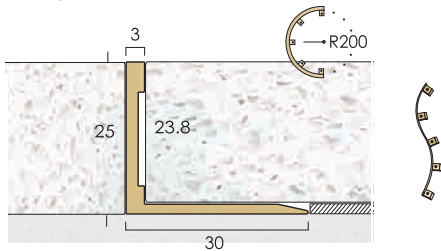
TTB22.5



TTB22.5

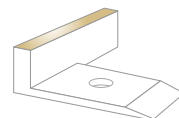
Finishes Available	Stock Length	Length/ Tube
Polished Brass	2.715m	6
Satin Brass	2.715m	6
Antique Brass	2.715m	6
Antique Bronze	2.715m	6

TTB25



TTB25


Finishes Available	Stock Length	Length/ Tube
Polished Brass	2.715m	6
Satin Brass	2.715m	6
Antique Brass	2.715m	6
Antique Bronze	2.715m	6



Visible Top edge finish

Please note that the above finishes are to the top visible edge only. Where the finish is also required on another facet of the profile, please consult with the sales office.

Finishes



To Special Order



Samples Available

Fixings not supplied



Screw size: size 6

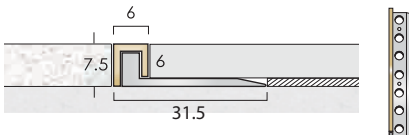
B6 Brass Cap High Quality Feature Angles For Straights **TSO**

Aluminium angles with 6mm brass feature cap to define the edge between floorings.

Supplied with pre-punched bases for adhesive fixing.

Also suitable for mechanical fixing.

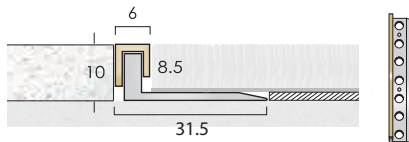
B67.5



B67.5

Finishes Available	Stock Length	Length/Tube
Polished Brass	2.715m	6
Satin Brass	2.715m	6
Antique Brass	2.715m	6
Antique Bronze	2.715m	6

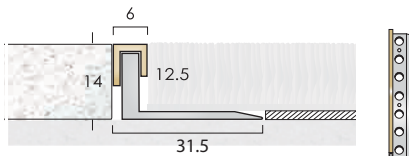
B610



B610

Finishes Available	Stock Length	Length/Tube
Polished Brass	2.715m	6
Satin Brass	2.715m	6
Antique Brass	2.715m	6
Antique Bronze	2.715m	6

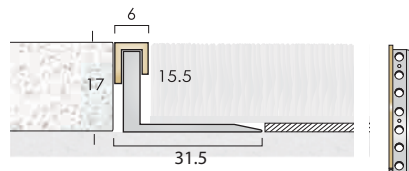
B614



B614

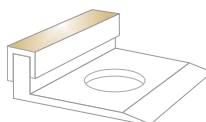
Finishes Available	Stock Length	Length/Tube
Polished Brass	2.715m	6
Satin Brass	2.715m	6
Antique Brass	2.715m	6
Antique Bronze	2.715m	6

B617



B617

Finishes Available	Stock Length	Length/Tube
Polished Brass	2.715m	6
Satin Brass	2.715m	6
Antique Brass	2.715m	6
Antique Bronze	2.715m	6



Visible Top edge finish

Please note that the above finishes are to the top visible edge only. Where the finish is also required on another facet of the profile, please consult with the sales office.

Finishes



Polished Brass Satin Brass Antique Brass Antique Bronze



To Special Order



Samples Available
Fixings not supplied



Screw size: size 6

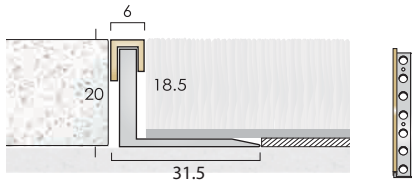
B6 Brass Cap High Quality Feature Angles For Straights TSO

Aluminium angles with 6mm brass feature cap to define the edge between floorings.

Supplied with pre-punched bases for adhesive fixing.

Also suitable for mechanical fixing.

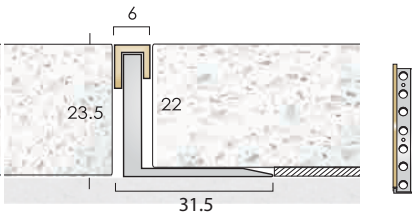
B620



B620

Finishes Available	Stock Length	Length/ Tube
Polished Brass	2.715m	6
Satin Brass	2.715m	6
Antique Brass	2.715m	6
Antique Bronze	2.715m	6

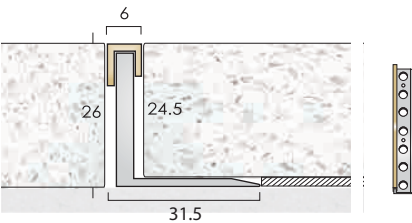
B623.5



B623.5

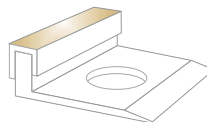
Finishes Available	Stock Length	Length/ Tube
Polished Brass	2.715m	6
Satin Brass	2.715m	6
Antique Brass	2.715m	6
Antique Bronze	2.715m	6

B626



B626

Finishes Available	Stock Length	Length/ Tube
Polished Brass	2.715m	6
Satin Brass	2.715m	6
Antique Brass	2.715m	6
Antique Bronze	2.715m	6



Please note that the above finishes are to the top visible edge only. Where the finish is also required on another facet of the profile, please consult with the sales office.

Visible Top edge finish

Finishes



Polished Brass Satin Brass Antique Brass Antique Bronze



To Special Order



Samples Available

Fixings not supplied



Screw size: size 6



TAGTRIM® Formable B6 Brass Cap Feature Angles For Curves TSO

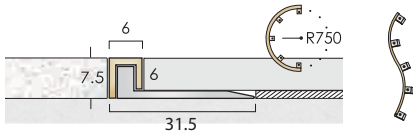


This symbol denotes minimum radius to which the profile can be formed. Aluminium angles with 6mm brass feature cap to create gradual concave and convex curves in flooring.

Bases with tags at 80mm centres for ease of curving.

Also suitable for mechanical fixing.

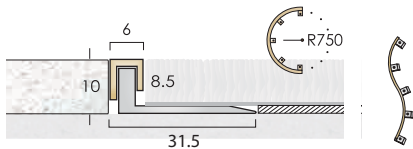
TTB67.5



TTB67.5

Finishes Available	Stock Length	Length/ Tube
Polished Brass	2.715m	6
Satin Brass	2.715m	6
Antique Brass	2.715m	6
Antique Bronze	2.715m	6

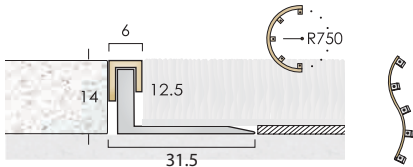
TTB610



TTB610

Finishes Available	Stock Length	Length/ Tube
Polished Brass	2.715m	6
Satin Brass	2.715m	6
Antique Brass	2.715m	6
Antique Bronze	2.715m	6

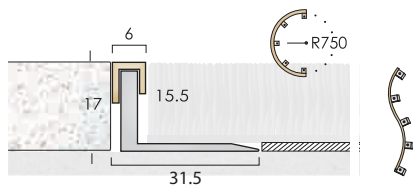
TTB614



TTB614

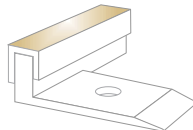
Finishes Available	Stock Length	Length/ Tube
Polished Brass	2.715m	6
Satin Brass	2.715m	6
Antique Brass	2.715m	6
Antique Bronze	2.715m	6

TTB617



TTB617

Finishes Available	Stock Length	Length/ Tube
Polished Brass	2.715m	6
Satin Brass	2.715m	6
Antique Brass	2.715m	6
Antique Bronze	2.715m	6



Visible Top edge finish

Please note that the above finishes are to the top visible edge only. Where the finish is also required on another facet of the profile, please consult with the sales office.

Finishes



Polished Brass Satin Brass Antique Brass Antique Bronze



To Special Order



Samples Available
Fixings not supplied



Screw size: size 6



TAGTRIM® Formable B6 Brass Cap Feature Angles For Curves **TSO**

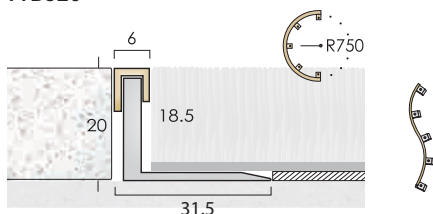


This symbol denotes minimum radius to which the profile can be formed. Aluminium angles with 6mm brass feature cap to create gradual concave and convex curves in flooring.

Bases with tags at 80mm centres for ease of curving.

Also suitable for mechanical fixing.

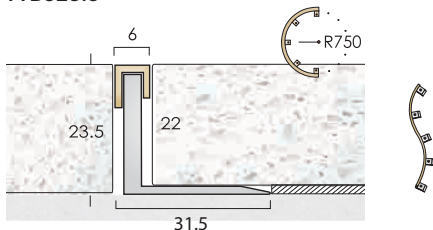
TTB620



TTB620

Finishes Available	Stock Length	Length/ Tube
Polished Brass	2.715m	6
Satin Brass	2.715m	6
Antique Brass	2.715m	6
Antique Bronze	2.715m	6

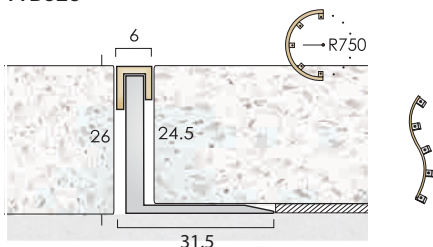
TTB623.5



TTB623.5

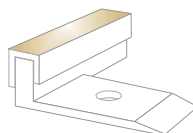
Finishes Available	Stock Length	Length/ Tube
Polished Brass	2.715m	6
Satin Brass	2.715m	6
Antique Brass	2.715m	6
Antique Bronze	2.715m	6

TTB626



TTB626

Finishes Available	Stock Length	Length/ Tube
Polished Brass	2.715m	6
Satin Brass	2.715m	6
Antique Brass	2.715m	6
Antique Bronze	2.715m	6



Visible Top edge finish

Please note that the above finishes are to the top visible edge only. Where the finish is also required on another facet of the profile, please consult with the sales office.

Finishes



Polished Brass Satin Brass Antique Brass Antique Bronze



To Special Order



Samples Available

Fixings not supplied



Screw size: size 6

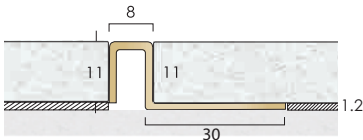
Solid Brass Feature Angles For Stone & Ceramic Floors TSO

High finish defining profiles where stone/ceramic floors of the same height adjoin.

Punched base available on request.

Also suitable for mechanical fixing.

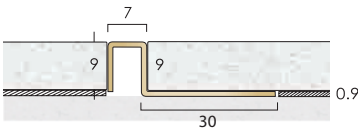
BFA 12/8



BFA 12/8

Finishes Available	Stock Length	Length/ Tube
Polished Brass	2.000m	6
Satin Brass	2.000m	6
Antique Brass	2.000m	6
Antique Bronze	2.000m	6

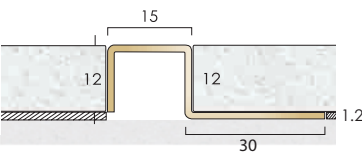
BFA 9/7



BFA 9/7

Finishes Available	Stock Length	Length/ Tube
Polished Brass	2.000m	6
Satin Brass	2.000m	6
Antique Brass	2.000m	6
Antique Bronze	2.000m	6

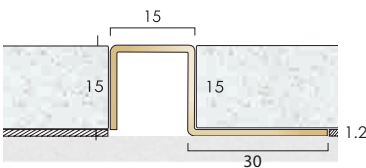
BFA 12/15



BFA 12/15

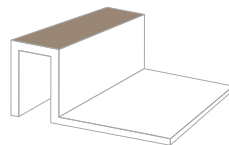
Finishes Available	Stock Length	Length/ Tube
Polished Brass	2.000m	6
Satin Brass	2.000m	6
Antique Brass	2.000m	6
Antique Bronze	2.000m	6

BFA 15/15



BFA 15/15

Finishes Available	Stock Length	Length/ Tube
Polished Brass	2.000m	6
Satin Brass	2.000m	6
Antique Brass	2.000m	6
Antique Bronze	2.000m	6



Visible Top edge finish

Please note that Antique finishes are to the top visible edge only. Where the finish is also required on another facet of the profile, please consult with the sales office.

Finishes



Polished Brass Satin Brass Antique Brass Antique Bronze



To Special Order



Samples Available

Stainless Steel Angles & TAGTRIM® Formable Angles





Screw size: size 6

Stainless Steel Angles For Straights

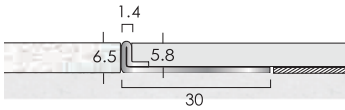
High quality stainless steel angles to define edge between floorings.

Supplied with pre-punched bases for adhesive fixing.

Also suitable for mechanical fixing.

Grade: 304L Stainless Steel.

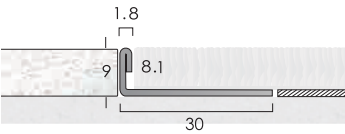
S6.5



S6.5

Finishes Available	Stock Length	Length/ Tube
Mill Stainless Steel	2.000m	6
Polished Stainless Steel TSO	2.000m	6
Satin Stainless Steel TSO	2.000m	6

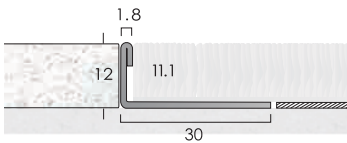
S9



S9

Finishes Available	Stock Length	Length/ Tube
Mill Stainless Steel	2.000m	6
Polished Stainless Steel TSO	2.000m	6
Satin Stainless Steel TSO	2.000m	6

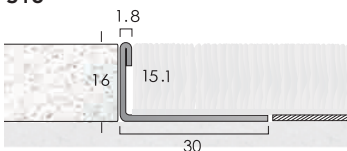
S12



S12

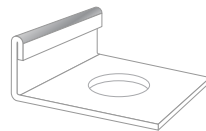
Finishes Available	Stock Length	Length/ Tube
Mill Stainless Steel	2.000m	6
Polished Stainless Steel TSO	2.000m	6
Satin Stainless Steel TSO	2.000m	6

S16



S16

Finishes Available	Stock Length	Length/ Tube
Mill Stainless Steel	2.000m	6
Polished Stainless Steel TSO	2.000m	6
Satin Stainless Steel TSO	2.000m	6



Please note that the above finishes are to the top visible edge only except Mill finish. Where the finish is also required on another facet of the profile, please consult with the sales office.

Visible Top edge finish

Finishes



Mill Stainless Steel



Polished Stainless Steel



Satin Stainless Steel



To Special Order



Samples Available

Fixings not supplied



Screw size: size 6

Stainless Steel Angles For Straights

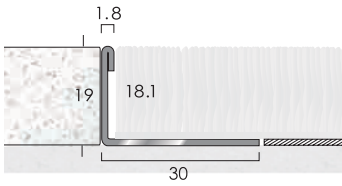
High quality stainless steel angles to define edge between floorings.

Supplied with pre-punched bases for adhesive fixing.

Also suitable for mechanical fixing.

Grade: 304L Stainless Steel.

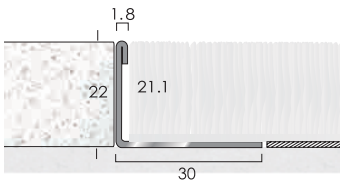
S19



S19

Finishes Available	Stock Length	Length/ Tube
Mill Stainless Steel	2.000m	6
Polished Stainless Steel	2.000m	6
Satin Stainless Steel	2.000m	6

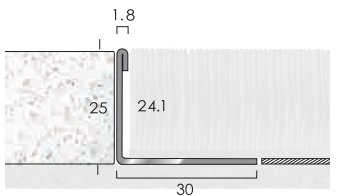
S22



S22

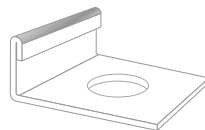
Finishes Available	Stock Length	Length/ Tube
Mill Stainless Steel	2.000m	6
Polished Stainless Steel	2.000m	6
Satin Stainless Steel	2.000m	6

S25



S25

Finishes Available	Stock Length	Length/ Tube
Mill Stainless Steel	2.000m	6
Polished Stainless Steel	2.000m	6
Satin Stainless Steel	2.000m	6



Visible Top edge finish

Please note that the above finishes are to the top visible edge only except Mill finish. Where the finish is also required on another facet of the profile, please consult with the sales office.

Finishes



Mill Stainless Steel



Polished Stainless Steel



Satin Stainless Steel



To Special Order



Samples Available

Fixings not supplied



Screw size: size 6



TAGTRIM® Formable Stainless Steel Angles For Curves TSO



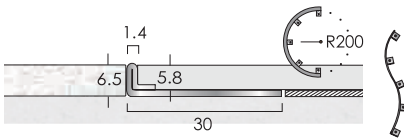
This symbol denotes minimum radius to which the profile can be formed. TAGTRIM® profiles can be formed on site to allow freedom of design where curved details are required in flooring.

Bases with tags at 80mm centres for ease of curving.

Also suitable for mechanical fixing.

Grade: 304L Stainless Steel.

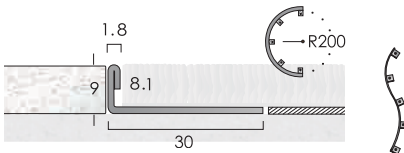
TTS6.5



TTS6.5

Finishes Available	Stock Length	Length/Tube
Mill Stainless Steel	2.000m	6
Polished Stainless Steel	2.000m	6
Satin Stainless Steel	2.000m	6

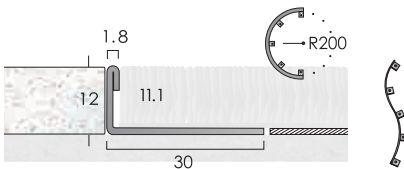
TTS9



TTS9

Finishes Available	Stock Length	Length/Tube
Mill Stainless Steel	2.000m	6
Polished Stainless Steel	2.000m	6
Satin Stainless Steel	2.000m	6

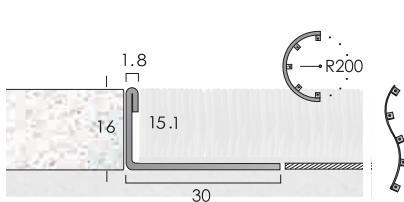
TTS12



TTS12

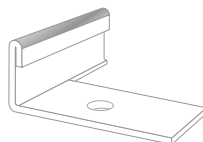
Finishes Available	Stock Length	Length/Tube
Mill Stainless Steel	2.000m	6
Polished Stainless Steel	2.000m	6
Satin Stainless Steel	2.000m	6

TTS16



TTS16

Finishes Available	Stock Length	Length/Tube
Mill Stainless Steel	2.000m	6
Polished Stainless Steel	2.000m	6
Satin Stainless Steel	2.000m	6



Visible Top edge finish

Please note that the above finishes are to the top visible edge only except Mill finish. Where the finish is also required on another facet of the profile, please consult with the sales office.

Finishes



Mill Stainless Steel



Polished Stainless Steel



Satin Stainless Steel



To Special Order



Samples Available
Fixings not supplied



Screw size: size 6



TAGTRIM® Formable Stainless Steel Angles For Curves **TSO**



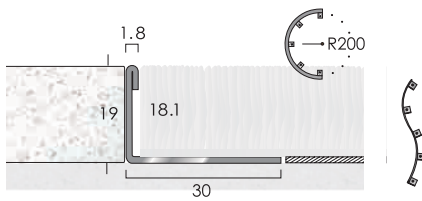
This symbol denotes minimum radius to which the profile can be formed. TAGTRIM® profiles can be formed on site to allow freedom of design where curved details are required in flooring.

Bases with tags at 80mm centres for ease of curving.

Also suitable for mechanical fixing.

Grade: 304L Stainless Steel.

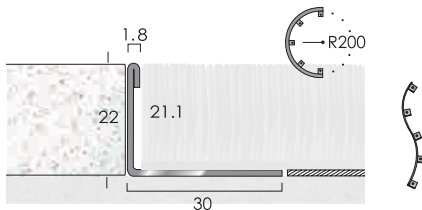
TTS19



TTS19

Finishes Available	Stock Length	Length/ Tube
Mill Stainless Steel	2.000m	6
Polished Stainless Steel	2.000m	6
Satin Stainless Steel	2.000m	6

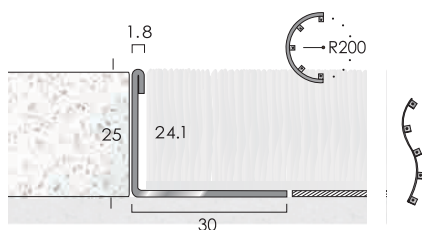
TTS22



TTS22

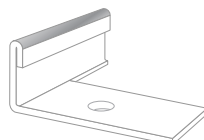
Finishes Available	Stock Length	Length/ Tube
Mill Stainless Steel	2.000m	6
Polished Stainless Steel	2.000m	6
Satin Stainless Steel	2.000m	6

TTS25



TTS25

Finishes Available	Stock Length	Length/ Tube
Mill Stainless Steel	2.000m	6
Polished Stainless Steel	2.000m	6
Satin Stainless Steel	2.000m	6



Visible Top edge finish

Please note that the above finishes are to the top visible edge only except Mill finish. Where the finish is also required on another facet of the profile, please consult with the sales office.

Finishes



Mill Stainless Steel Polished Stainless Steel Satin Stainless Steel



To Special Order



Samples Available

Fixings not supplied



Screw size: size 6

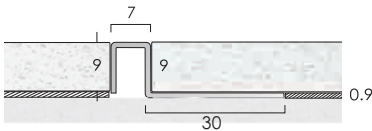
Stainless Steel Feature Angles For Stone & Ceramic Floors

High finish defining profiles where stone/ceramic floors of the same height adjoin.

Punched base available on request.

Also suitable for mechanical fixing.

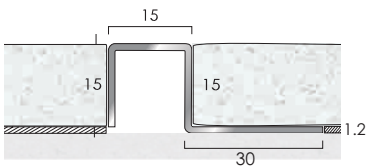
SFA 9/7



SFA 9/7

Finishes Available	Stock Length	Length/ Tube
Bright Stainless Steel	2.000m	6
Brushed Stainless Steel	2.000m	6

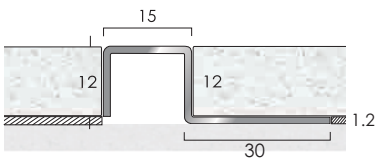
SFA 12/15



SFA 12/15

Finishes Available	Stock Length	Length/ Tube
Bright Stainless Steel	2.000m	6
Brushed Stainless Steel	2.000m	6

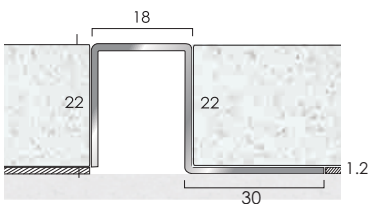
SFA 15/15



SFA 15/15

Finishes Available	Stock Length	Length/ Tube
Bright Stainless Steel	2.000m	6
Brushed Stainless Steel	2.000m	6

SFA 22/18



SFA 22/18

Finishes Available	Stock Length	Length/ Tube
Bright Stainless Steel	2.000m	6
Brushed Stainless Steel	2.000m	6

Finishes



Bright Stainless Steel



Brushed Stainless Steel



Samples Available

PVC Cap Angles & TAGTRIM® Formable Angles





Screw size: size 6

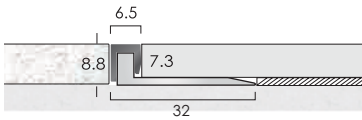
MAINLINE® P Feature Angles For Straights **TSO**

Aluminium angle with 6.5mm coloured PVC feature cap to define edges between floorings.

Supplied with pre-punched bases for adhesive fixing.

Also suitable for mechanical fixing.

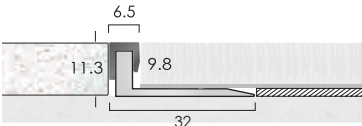
MAINLINE P8.8



MAINLINE P8.8

Colours Available	Stock Length	Length/ Tube
Black	2.715m	6
Polar Grey	2.715m	6

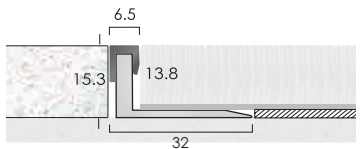
MAINLINE P11.3



MAINLINE P11.3

Colours Available	Stock Length	Length/ Tube
Black	2.715m	6
Polar Grey	2.715m	6

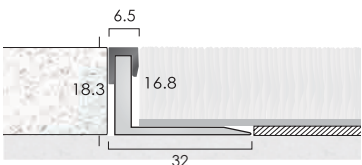
MAINLINE P15.3



MAINLINE P15.3

Colours Available	Stock Length	Length/ Tube
Black	2.715m	6
Polar Grey	2.715m	6


MAINLINE P18.3



MAINLINE P18.3

Colours Available	Stock Length	Length/ Tube
Black	2.715m	6
Polar Grey	2.715m	6

Colours



Black

Polar Grey



To Special Order



Samples Available
Fixings not supplied



Screw size: size 6

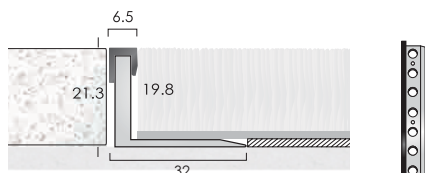
MAINLINE® P Feature Angles For Straights TSO

Aluminium angle with 6.5mm coloured PVC feature cap to define edges between floorings.

Supplied with pre-punched bases for adhesive fixing.

Also suitable for mechanical fixing.

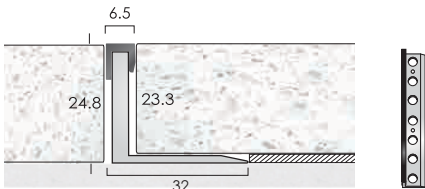
MAINLINE P21.3



MAINLINE P21.3

Colours Available	Stock Length	Length/ Tube
Black	2.715m	6
Polar Grey	2.715m	6

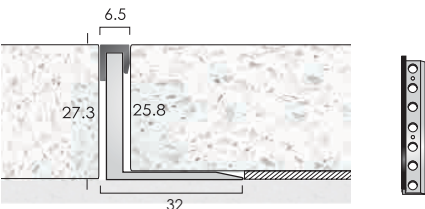
MAINLINE P24.8



MAINLINE P24.8

Colours Available	Stock Length	Length/ Tube
Black	2.715m	6
Polar Grey	2.715m	6


MAINLINE P27.3



MAINLINE P27.3

Colours Available	Stock Length	Length/ Tube
Black	2.715m	6
Polar Grey	2.715m	6

Colours



Black

Polar Grey



To Special Order



Samples Available

Fixings not supplied



Screw size: size 6



TAGTRIM® Formable MAINLINE® P Feature Angles For Curves **TSO**

Aluminium angle with 6.5mm top coloured PVC feature cap for colour transition and definition between floorings.

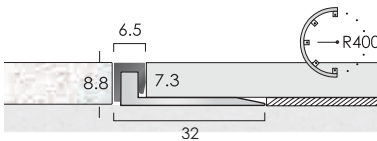


This symbol denotes minimum radius to which the profile can be formed to create gradual concave and convex curves on site.

Bases with tags at 80mm centres for ease of curving.

Also suitable for mechanical fixing.

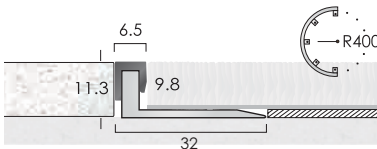
MAINLINE TTP8.8



MAINLINE TTP8.8

Colours Available	Stock Length	Length/ Tube
Black	2.715m	6
Polar Grey	2.715m	6

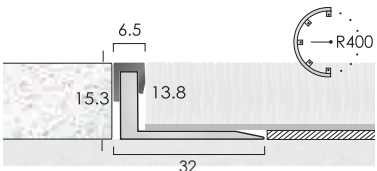
MAINLINE TTP11.3



MAINLINE TTP11.3

Colours Available	Stock Length	Length/ Tube
Black	2.715m	6
Polar Grey	2.715m	6

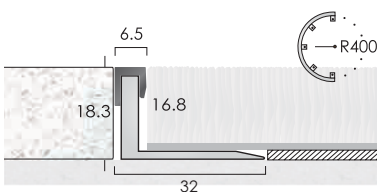
MAINLINE TTP15.3



MAINLINE TTP15.3

Colours Available	Stock Length	Length/ Tube
Black	2.715m	6
Polar Grey	2.715m	6


MAINLINE TTP18.3



MAINLINE TTP18.3

Colours Available	Stock Length	Length/ Tube
Black	2.715m	6
Polar Grey	2.715m	6

Colours



Black

Polar Grey



To Special Order



Samples Available
Fixings not supplied



Screw size: size 6



TAGTRIM®
Formable MAINLINE® P
Feature Angles For Curves **TSO**

Aluminium angle with 6.5mm top coloured PVC feature cap for colour transition and definition between floorings.

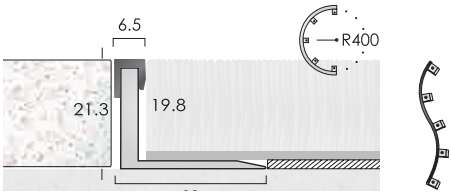


This symbol denotes minimum radius to which the profile can be formed to create gradual concave and convex curves on site.

Bases with tags at 80mm centres for ease of curving.

Also suitable for mechanical fixing.

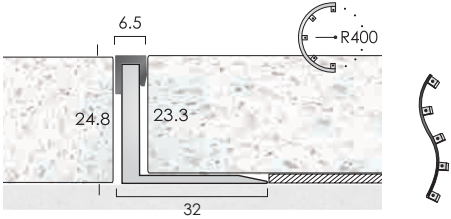
MAINLINE TTP21.3



MAINLINE TTP21.3

Colours Available	Stock Length	Length/ Tube
Black	2.715m	6
Polar Grey	2.715m	6

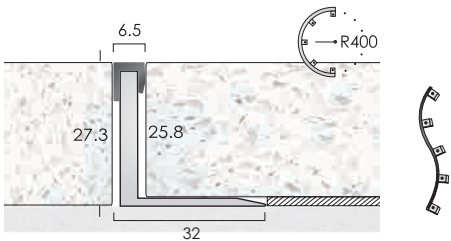
MAINLINE TTP24.8



MAINLINE TTP24.8

Colours Available	Stock Length	Length/ Tube
Black	2.715m	6
Polar Grey	2.715m	6

MAINLINE TTP27.3



MAINLINE TTP27.3

Colours Available	Stock Length	Length/ Tube
Black	2.715m	6
Polar Grey	2.715m	6

Colours



Black Polar Grey



To Special Order



Samples Available

Fixings not supplied

Reflex[®]

Movement Joints

Aluminium & Brass



REFLEX® Movement Joints



General

REFLEX® profiles are a range of expansion and movement joints which are designed for use with all hard flooring, eliminating cracking and protecting edges against erosion. **REFLEX®** has good acid and alkali resistance and has good stain resistance properties. The joints will readily compress by 20% helping to eliminate cracking and de-lamination of the floor finish caused by building movement or thermal expansion and contraction.

Wide range of profile heights available. All profiles supplied with pre-punched bases for adhesive fixing.

Installation Guide

Movement joints should be provided in accordance with BS5385-3:1989, clauses 19 and 23.6 for floors. Movement joints should be fitted around the perimeter of the floor and where floor tiles abut fixed machinery and structural fixtures such as columns, bases, etc. Immediate movement joints should be incorporated in large floor areas as described in BS5385-3:1989, clauses 19 and 23.6. Please note, a full installation guide is available on our website.

Stock Lengths

Brass and Aluminium 2.715m x 6 = 16.29m packed

Stock Expansion Media Colours

Black

Grey



Other colours available, subject to minimum requirements. Please contact the sales office for details.



Double Leg Profiles



Matt Brass



Mill Aluminium

Single Leg Profiles



Matt Brass



Mill Aluminium



To Special Order

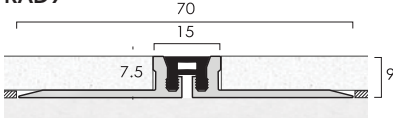


Samples Available

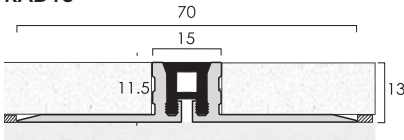


DOUBLE LEG

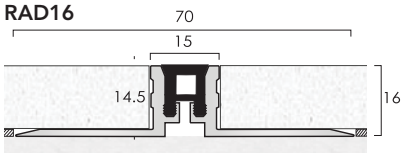
RAD9



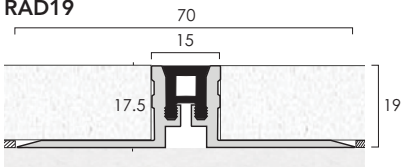
RAD13



RAD16

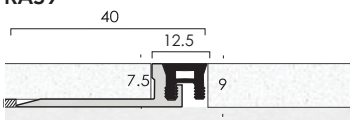


RAD19

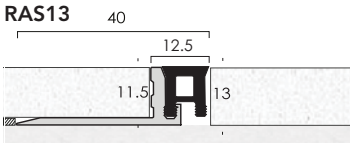


SINGLE LEG

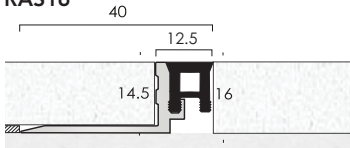
RAS9



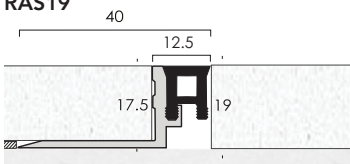
RAS13



RAS16



RAS19




Finish



Mill Aluminium

Expansion Media Colours



Black Grey

REFLEX® Aluminium Movement Joints

REFLEX® profiles are a range of expansion and movement joints which are designed for use with all hard flooring, eliminating cracking and protecting edges against erosion.

RAD9

Finish Available	Stock Length	Length/ Tube
Mill Aluminium	2.715m	6

RAD13

Finish Available	Stock Length	Length/ Tube
Mill Aluminium	2.715m	6

RAD16

Finish Available	Stock Length	Length/ Tube
Mill Aluminium	2.715m	6

RAD19

Finish Available	Stock Length	Length/ Tube
Mill Aluminium	2.715m	6

RAS9

Finish Available	Stock Length	Length/ Tube
Mill Aluminium	2.715m	6

RAS13

Finish Available	Stock Length	Length/ Tube
Mill Aluminium	2.715m	6

RAS16

Finish Available	Stock Length	Length/ Tube
Mill Aluminium	2.715m	6

RAS19

Finish Available	Stock Length	Length/ Tube
Mill Aluminium	2.715m	6

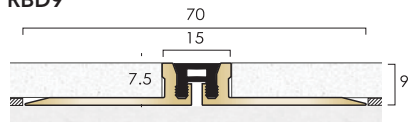


Samples Available

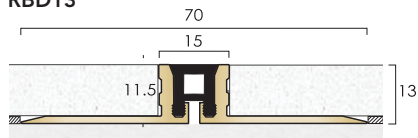


DOUBLE LEG

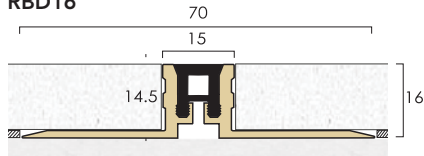
RBD9



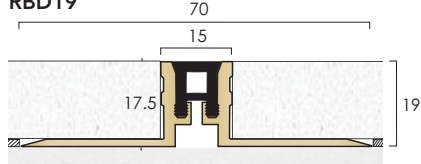
RBD13



RBD16

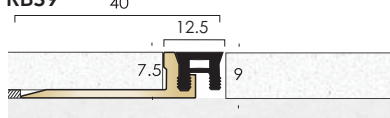


RBD19

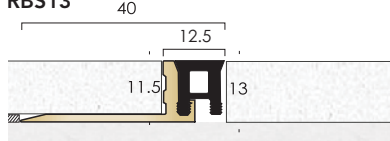


SINGLE LEG

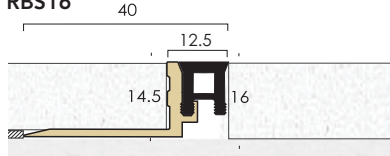
RBS9



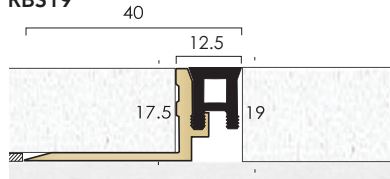
RBS13



RBS16



RBS19



Finish



Matt Brass

Expansion Media Colours



Black



Grey

REFLEX®

Solid Brass Movement Joints

REFLEX® profiles are a range of expansion and movement joints which are designed for use with all hard flooring, eliminating cracking and protecting edges against erosion.

RBD9

Finish Available	Stock Length	Length/ Tube
Matt Brass	2.715m	6

RBD13

Finish Available	Stock Length	Length/ Tube
Matt Brass	2.715m	6

RBD16

Finish Available	Stock Length	Length/ Tube
Matt Brass	2.715m	6

RBD19

Finish Available	Stock Length	Length/ Tube
Matt Brass	2.715m	6

RBS9

Finish Available	Stock Length	Length/ Tube
Matt Brass	2.715m	6

RBS13

Finish Available	Stock Length	Length/ Tube
Matt Brass	2.715m	6

RBS16

Finish Available	Stock Length	Length/ Tube
Matt Brass	2.715m	6

RBS19

Finish Available	Stock Length	Length/ Tube
Matt Brass	2.715m	6



Samples Available

PVC Floor Cable Protectors



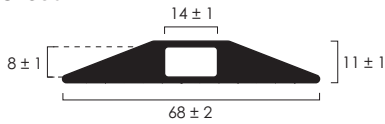


PVC Floor Cable Protectors

Single channel, ramped cable protector with an anti-slip base, ideal for single cables. This simple and affordable solution is ideal for avoiding trips and falls in the workplace and is available in 3 or 9 meter lengths. To install cut to desired length and loose lay over the floor covering.

The pre-cut slit on the reverse makes it easy to insert cables without the need to unplug or disturb equipment.

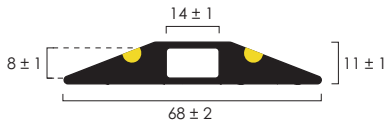
CPS68



CPS68

Colour Available	Stock Length
Black	3.000m
	9.000m

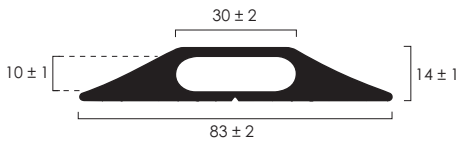
CPSHV68



CPSHV68

Colour Available	Stock Length
Black/Yellow	3.000m
	9.000m

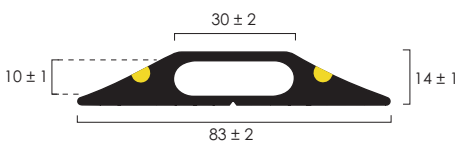
CPS83



CPS83

Colour Available	Stock Length
Black	3.000m
	9.000m

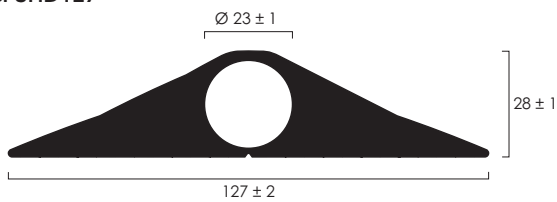
CPSHV83



CPSHV83

Colour Available	Stock Length
Black/Yellow	3.000m
	9.000m


CPSHD127



CPSHD127

Colour Available	Stock Length
Black	3.000m
	9.000m


Colours



Black Black/Yellow



Samples Available

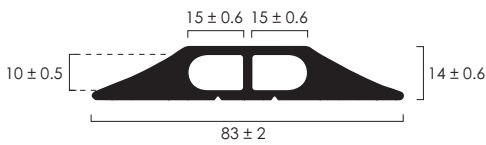


PVC Floor Cable Protectors

Double channel, ramped cable protector with an anti-slip base, ideal for multiple data cables. This simple and affordable solution is ideal for avoiding trips and falls in the workplace and is available in 3 or 9 meter lengths. To install cut to desired length and loose lay over the floor covering.

The pre-cut slit on the reverse makes it easy to insert cables without the need to unplug or disturb equipment.

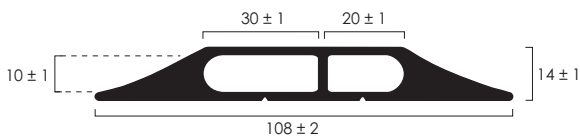
CPD83



CPD83

Colour Available	Stock Length
Black	3.000m
	9.000m

CPD108



CPD108

Colour Available	Stock Length
Black	3.000m
	9.000m

Colour



Black



Samples Available

Vertex[®] Corner Protection

Aluminium, Brass
& Stainless Steel





VERTEX® Aluminium Corner Protection

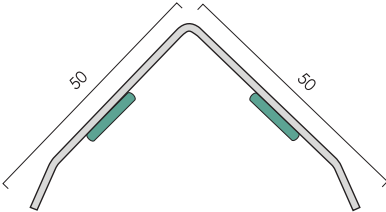
Supplied undrilled with **STICK FIX™** tape pre-applied. Typical applications include airports, train stations, shopping malls and all commercial areas where columns and corners require protection.

Other sizes available subject to minimum of 50 lengths. **TSO**

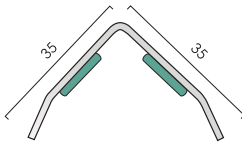
Vertex 3A, Vertex 2A, Vertex 1A and Vertex 41A profiles are made in 1.5mm gauge, Vertex 3A CP profile is made in 2.0mm gauge.

ALUMINIUM EXTERNAL CORNERS

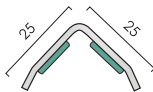
VERTEX 3A SF



VERTEX 2A SF

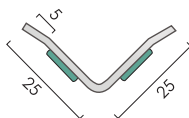


VERTEX 1A SF

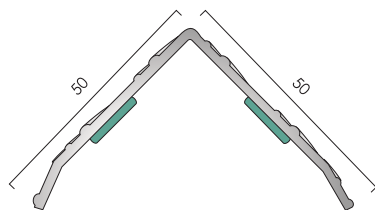


ALUMINIUM INTERNAL CORNERS

VERTEX 41A SF



VERTEX 3A CP SF



VERTEX 3A SF

Finish Available	Stock Length	Length/Tube
Mill Aluminium	2.500m	6

VERTEX 2A SF

Finish Available	Stock Length	Length/Tube
Mill Aluminium	2.500m	6

VERTEX 1A SF

Finish Available	Stock Length	Length/Tube
Mill Aluminium	2.500m	6

VERTEX 41A SF

Finish Available	Stock Length	Length/Tube
Mill Aluminium	2.500m	6

VERTEX 3A CP SF

Finish Available	Stock Length	Length/Tube
Mill Chequer Plate	2.500m	6

Finishes



Mill Aluminium Mill Chequer Plate



To Special Order

TSO Powder Coat Finishes



Powder coat finishes are available subject to minimum order quantities and colour specification.

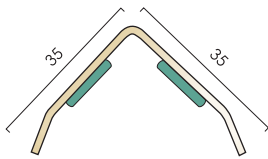


Samples Available



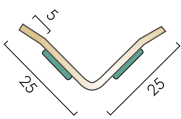
EXTERNAL CORNERS

VERTEX 2B SF



INTERNAL CORNERS

VERTEX 41B SF



VERTEX® Solid Brass Corner Protection

Supplied undrilled with **STICK FIX™** tape pre-applied.
Typical applications include airports, train stations, shopping malls and all commercial areas where columns and corners require protection.

Other sizes available subject to minimum of 50 lengths. **TSO**

Profiles are made in 1.5mm gauge.


VERTEX 2B SF

Finishes Available	Stock Length	Length/Tube
Polished Brass	2.500m	6
Satin Brass TSO	2.500m	6
Antique Brass TSO	2.500m	6
Antique Bronze TSO	2.500m	6

VERTEX 41B SF

Finishes Available	Stock Length	Length/Tube
Polished Brass	2.500m	6
Satin Brass TSO	2.500m	6
Antique Brass TSO	2.500m	6
Antique Bronze TSO	2.500m	6

Finishes

Polished
BrassSatin
BrassAntique
BrassAntique
Bronze

To Special Order



Samples Available



EXTERNAL CORNERS



**VERTEX®
Stainless Steel Corner Protection**

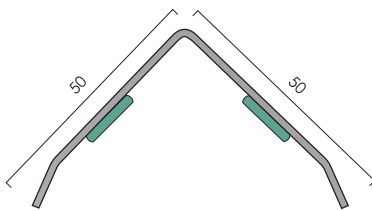
Supplied undrilled with **STICK FIX™** tape pre-applied. Typical applications include airports, train stations, shopping malls and all commercial areas where columns and corners require protection.

Other sizes available subject to minimum of 50 lengths. **TSO**

Profiles are made in 1.2mm gauge.

Grade: 304L Stainless Steel.

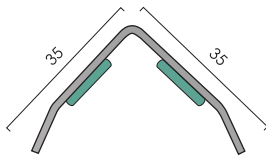
VERTEX 3S SF



VERTEX 3S SF

Finishes Available	Stock Length	Length/ Tube
Bright Stainless Steel	2.500m	6
Brushed Stainless Steel	2.500m	6

VERTEX 2S SF



VERTEX 2S SF

Finishes Available	Stock Length	Length/ Tube
Bright Stainless Steel	2.500m	6
Brushed Stainless Steel	2.500m	6

VERTEX 1S SF

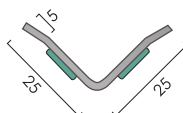


VERTEX 1S SF

Finishes Available	Stock Length	Length/ Tube
Bright Stainless Steel	2.500m	6
Brushed Stainless Steel	2.500m	6

INTERNAL CORNERS

VERTEX 41S SF



VERTEX 41S SF

Finishes Available	Stock Length	Length/ Tube
Bright Stainless Steel	2.500m	6
Brushed Stainless Steel	2500m	6

Finishes



Bright Stainless Steel Brushed Stainless Steel



To Special Order



Samples Available

Capping Profiles

Brass & Stainless Steel



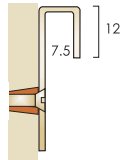


Screw size: size 6

Capping Profiles

For installation on walls with floorings affixed where traditional skirtings are not preferred.

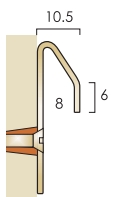
SOLID BRASS BCAP IT



For carpet and carpet tiles.

BCAP IT **TSO**

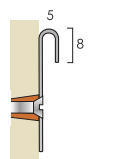
Finishes Available	Stock Length	Length/ Tube
Polished Brass	2.000m	6
Satin Brass	2.000m	6
Antique Brass	2.000m	6
Antique Bronze	2.000m	6



For carpet and carpet tiles.

BCAP **TSO**

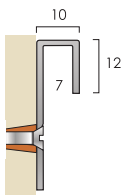
Finishes Available	Stock Length	Length/ Tube
Polished Brass	2.000m	6
Satin Brass	2.000m	6
Antique Brass	2.000m	6
Antique Bronze	2.000m	6



STAINLESS STEEL
SCAP
For vinyl and linoleum flooring.

SCAP

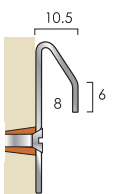
Finishes Available	Stock Length	Length/ Tube
Bright Stainless Steel	2.000m	6
Brushed Stainless Steel	2.000m	6



SSE
For carpet and carpet tiles.

SSE

Finishes Available	Stock Length	Length/ Tube
Bright Stainless Steel	2.000m	6
Brushed Stainless Steel	2.000m	6




SSNF
For carpet and carpet tiles.

SSNF

Finishes Available	Stock Length	Length/ Tube
Bright Stainless Steel	2.000m	6
Brushed Stainless Steel	2.000m	6

Finishes



To Special Order

Samples Available
Fixings not supplied

CAT | FLOORING ACCESSORIES

☎ 01582 561 500 ✉ sales@catflooringaccessories.com
🌐 catflooringaccessories.com 📷 [@catflooringaccessories](https://www.instagram.com/catflooringaccessories)